

Wakefield Police Department

est. 1868



Steven A. Skory
Chief of Police



Monthly Report for October 2020

Prepared by Sgt. Jon P. Burnham



WAKEFIELD POLICE DEPARTMENT OFFICE OF THE CHIEF

One Union Street, Wakefield, Massachusetts, 01880



Steven A. Skory
Chief of Police

October 2020 Highlights

On October 1st, Officer Russell Carman was in the area of New Salem Street when he was flagged down by a passing motorist alerting him to a possible fight in the area of Independent Concrete. He quickly responded and was met by a group of "First Amendment Auditors". The group was videotaping and attempting to instigate a fight with the business owner. There was a heated exchange between the parties and officers were able to diffuse the situation. First Amendment Auditors create situations that require a police response so they can videotape and harass police officers during the course of their duty. In this case, the "auditors" were sent on their way without incident.

On October 5th, officers were dispatched to the area of Valley Street for a report of a domestic disturbance between two females. As they arrived, officers were informed that one of the involved had left the area in a dark-colored truck and the operator was reported to be intoxicated. Shortly thereafter Sgt. Matt Powers was able to locate a vehicle matching the description. He approached the female operator and began a discussion. During this time he detected a strong odor of an alcoholic beverage and her speech was slurred. Following a series of field sobriety tests, she was taken into custody and charged with OUI Liquor (4th Offense).

On October 6th, Officers were dispatched to a Greenwood address for a report of a suicidal male. Upon arrival, they were directed to the backyard where the subject had tied a cinder block to his waist and was leaning into an in-ground pool. Officers were able to get the male out of the pool and into a chair. After some discussion, he agreed to be transported to the hospital for a mental health evaluation. Additional follow-up was conducted with hospital staff as well as the spouse by our mental health clinician.


On October 10th, officers were dispatched to a Montrose area residence for a runaway juvenile. Officer John Whaley arrived and spoke with the mother who advised that her son was dealing with significant emotional issues and was a threat to himself. Officers immediately began searching for the individual and Officer Whaley located the juvenile in the area of the Galvin Middle School. The youth was transported to the hospital for a mental health evaluation. The Family Services Officer and mental health clinician followed up with the family.

On October 18th, officers were dispatched to a head-on motor vehicle crash on Lowell Street near Main Street. Upon arrival, they observed two vehicles with heavy front end damage. A large group of individuals were gathered next to a Cadillac and were yelling that the operator was trapped inside. All airbags were deployed and a male party with shallow breathing was stuck inside. Officers quickly cut the seatbelt and the airbags to pull him out to a safe area and began CPR. This individual had apparent serious injuries and was transported to the hospital along with the operator of the other motor vehicle. The scene was then secured and an extensive investigation followed with assistance from the State Police Accident Reconstruction Team.

On October 25th, officers were dispatched to a Richardson Avenue address for a report of a female causing a disturbance on a fire escape. Upon arrival, Officer Whaley observed the female in question to be highly agitated and having a conversation with herself. Officer Whaley engaged in conversation and after a few moments the female stood up and began waving a steak knife in his direction. Additional units arrived and they worked through the situation using de-escalation skills from their training and experience. Eventually, they were able to talk her into putting the knife down and she was transported to the hospital without incident for a mental health evaluation.

We would like to congratulate Officer Joe Lyons for receiving our most recent “Officer of the Quarter” award for his efforts on a mental health call. Officers were dispatched to an apartment on Audubon Road for a male in crisis. It was reported by family members that he was inside a closet armed with a hammer. While speaking with the subject he displayed irrational thoughts and behavior. Officer Lyons was able to establish a rapport with him and was able to talk the individual into an ambulance. The male had harmed himself, but was transported to the hospital without incident.

Respectfully,

A handwritten signature in black ink, appearing to read "Steven A. Skory". The signature is fluid and cursive, with a large, stylized "S" at the beginning and a long, sweeping underline.

Steven A. Skory
Chief of Police



Calls for Service



Call Reason:

Oct. 2020 Sept. 2020 Oct. 2019

911 Abandoned/Hang-up/Accident	38	24	39
Alcohol / Liquor Law Violation	0	0	1
Alarm - Fire	6	6	11
Alarm - Burg / Hold Up / B & E	63	72	76
Animal Calls	8	7	10
Arrest	0	0	1
Assault	3	5	4
Assist Citizen	5	7	5
Assist Other Agency	18	16	26
Bomb Scare / Threat / Bombing	0	0	1
Burglary (Building) / B & E	1	2	3
Civil Fingerprinting	18	0	11
Check On Person / Location	70	70	83
CIT Response	33	38	38
Complaint Against Officer/PD	1	0	0
CORI / RMV Dissemination Log	7	6	10
Child Seat Safety	11	6	4
Debris In Street	2	3	8
Details Needed	1	0	0
Detective Investigation	7	1	1
Disturbance	55	62	35
Domestic Issue	37	31	26
Directed Patrol	40	45	86
Directed Patrol Request	0	0	0
D P W Call	9	14	23
Escort / Transport	1	3	4
Fire - Auto / Bldg. / Other	12	12	7

Fireworks Complaint	0	1	1
Gas / Light Department Call	4	6	10
Harassment/Threats/Phone/All	8	10	5
Protection Order Violation	1	0	0
Internal Report	1	0	0
Intelligence	0	1	4
Larceny / Forgery / Fraud	115	59	27
Lockout - House / M V	4	4	4
Lost / Found / Safe Keeping	8	22	9
Medical Aid	145	135	179
Miscellaneous	0	1	3
Missing Person / Runaway	2	1	3
Mutual Aid	0	0	2
M / V - Crash	48	36	52
M / V - Abandoned	0	0	1
M / V - Crash Police Vehicle	0	0	1
M / V - B & E / Larceny From	1	2	13
M / V - Disabled	10	12	10
M / V - Repossession	5	4	5
M / V - Theft	2	1	1
M / V - Theft	1	1	1
M / V - Violation	11	15	17
NEMLEC Callout	4	0	7
Notification	0	2	2
Drug Overdose (Suspected)	2	4	5
Officer Injured	1	0	1
Open Door/Window - Bldg Check	1	0	0
Parking Issue	25	8	26
Protective Custody	0	1	1
Police Equipment Problems	0	0	2



Calls for Service cont...



Call Reason Cont.:

Oct.2020 Sept.2020 Oct.2019

Property Inspections	139	122	182
Public Records Request	37	25	31
Prisoner Transport	2	8	4
Railroad Complaint	3	2	3
Recovered Syringe	1	3	2
Request Police Officer	18	8	18
Restraining Order Service	16	30	5
Assist Schools	3	1	9
Sex Offenses - (All)	1	0	1
Shoplifting	0	2	0
Solicitors	0	0	5
Summons / Warrant Service	1	1	4
Suspicious Activity	32	23	18
Threats	3	3	1
Traffic Services	3	2	13
Trash Dumping	0	4	1
Trespassing	4	9	5
Trespass Tow	6	0	0
Unwanted Person(s)	2	4	3
Vandalism	7	8	0
Void Citation	0	1	0
Warrant of Apprehension	2	0	2
Wires Down	3	6	9
Warrant Service	0	1	1

Total Calls for Service:

1271

1115

1718



Offense Listing- M.G.L.

Massachusetts General Law Violations:



State Offenses for Oct. 2020:

of Offenses:

RAPE	1
ASSAULT	1
A&B ON POLICE OFFICER	1
ASSAULT & BATTERY ON INTIMATE	2
WITNESS/JUROR/POLICE/COURT OFFICER	2
THREAT TO COMMIT CRIME	1
BURN BUILDING	1
B&E BUILDING NIGHTTIME FOR FELONY	2
LARCENY FROM BUILDING	1
TOOLS, LARCENY OF CONSTRUCTION	1
ATTEMPTED LARCENY	1
B&E VEHICLE/BOAT NIGHTTIME FOR	2
REGISTRATION PLATE; STEAL	1
MOTOR VEH, LARCENY OF	1
FORGERY OF ORDER FOR MONEY	1
UTTER FALSE CHECK	2
LARCENY OVER \$1200	3
LARCENY UNDER \$1200	1
LARCENY BY CHECK UNDER \$1200	1
CREDIT CARD FRAUD UNDER \$1200	1
UNEMPLOYMENT COMP, FALSE ID	1
IDENTITY FRAUD	5

VANDALIZE PROPERTY c266 §126A	3
DESTRUCTION OF PROPERTY -\$1200	2
MOTOR VEH, MALICIOUS DAMAGE TO	1
DRUG, POSSESS CLASS B, COCAINE	1
OBSCENE MATTER TO MINOR	1
FIREARM, STORE IMPROPER	1
OUI-LIQUOR OR .08%, 2ND	1
OUI-LIQUOR OR .08%, 4TH	1
PROTECTIVE CUSTODY	3
ABUSE PREVENTION ORDER, VIOLATE	2
Harassment Prevention Order, Violate	2
HARASSMENT, CRIMINAL	4
SOLICIT TO COMMIT CRIME PUNISH	2
A&B	1
ELDER/DISABLED, PERMIT ABUSE O	1
UNLICENSED OPERATION OF MV	2
LICENSE SUSPENDED, OP MV WITH	1
LICENSE SUSPENDED, OP MV WITH,	1
REGISTRATION SUSPENDED, OP MV	1
LEAVE SCENE OF PROPERTY DAMAGE	1
UNINSURED MOTOR VEHICLE	1

Total # of Offenses:

66



Offenses (IBR) By Month

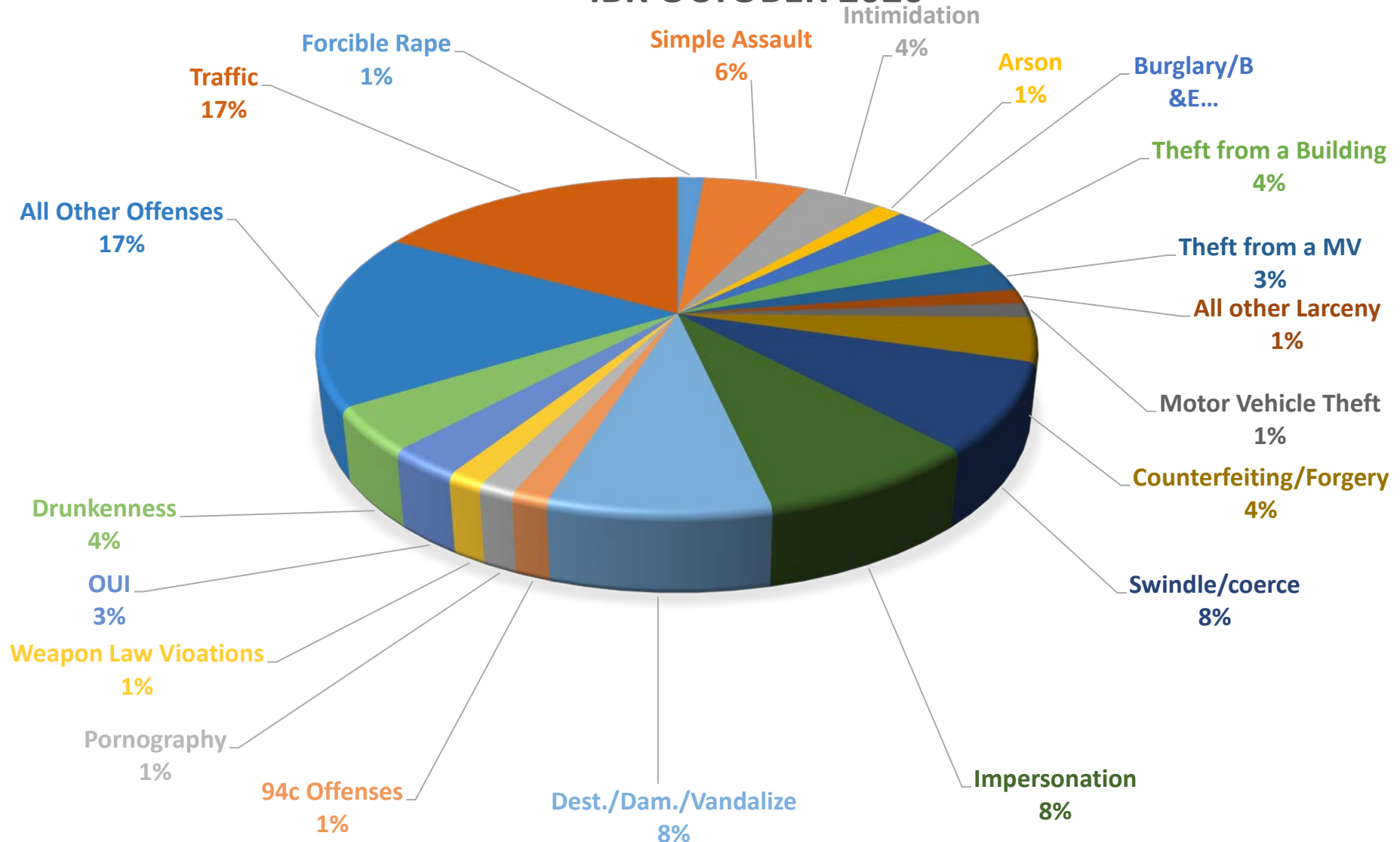


<u><i>Incident Based Reporting (IBR)</i></u>	<u><i># of Incidents:</i></u>
Forcible Rape	1
Simple Assault	4
Intimidation	3
Arson	1
Burglary / Breaking And Entering	2
Theft From Building	3
Theft From Motor Vehicle	2
All Other Larceny	1
Motor Vehicle Theft	1
Counterfeiting / Forgery	3
False Pretenses / Swindle / Coerce	6
Impersonation	6
Destruction / Damage / Vandalize	6
Drug / Narcotic Violations	1
Pornography / Obscene Material	1
Weapon Law Violations	1
Driving Under The Influence	2
Drunkenness	3
All Other Offenses	12
Traffic, Town By-Law Offenses	12
<i>Total Offenses:</i>	<i>71</i>



Incident Based Reporting

IBR OCTOBER 2020





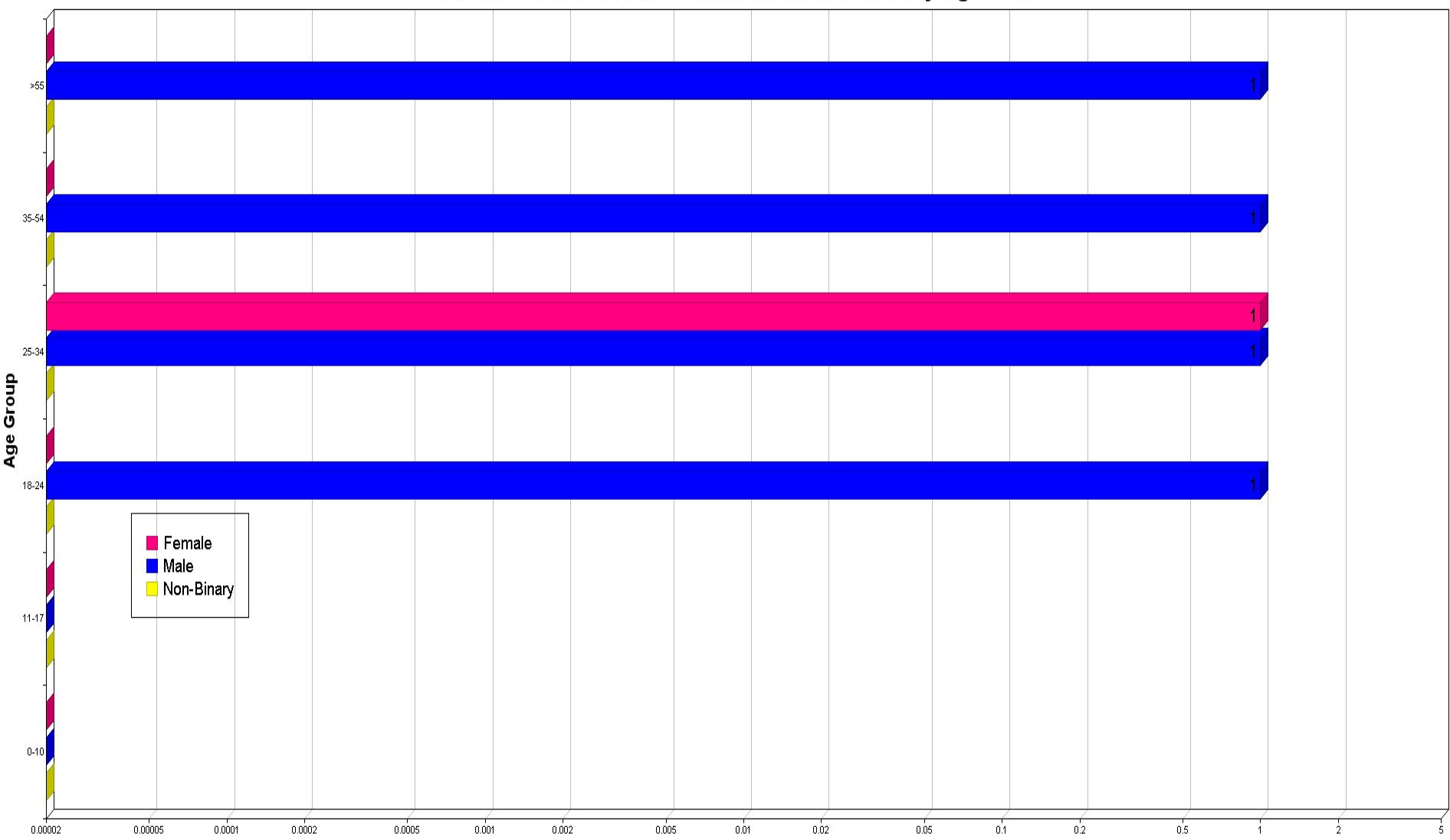
Arrest Totals



On View Arrests Based on Incident/Warrant by Race, Sex, and Age:

	00-10	11-17	18-24	25-34	35-54	> 55	TOTALS	Hispanic
Asian								
Female	0	0	0	0	0	0	0	0
Male	0	0	0	0	0	0	0	0
Unknown	0	0	0	0	0	0	0	0
Black								
Female	0	0	0	0	0	0	0	0
Male	0	0	0	0	0	0	0	0
Unknown	0	0	0	0	0	0	0	0
American Indian/Alaskan Native								
Female	0	0	0	0	0	0	0	0
Male	0	0	0	0	0	0	0	0
Unknown	0	0	0	0	0	0	0	0
Native Hawaiian Or Other Pacific Islander								
Female	0	0	0	0	0	0	0	0
Male	0	0	0	0	0	0	0	0
Unknown	0	0	0	0	0	0	0	0
Unknown								
Female	0	0	0	0	0	0	0	0
Male	0	0	0	0	0	0	0	0
Unknown	0	0	0	0	0	0	0	0
White								
Female	0	0	0	1	0	0	1	0
Male	0	0	0	1	1	1	3	0
Unknown	0	0	0	0	0	0	0	0
Totals:	0	0	1	2	1	1	5	0

Arrests On View & Based on Incident/Warrants By Age / Sex





Summons to Court Totals

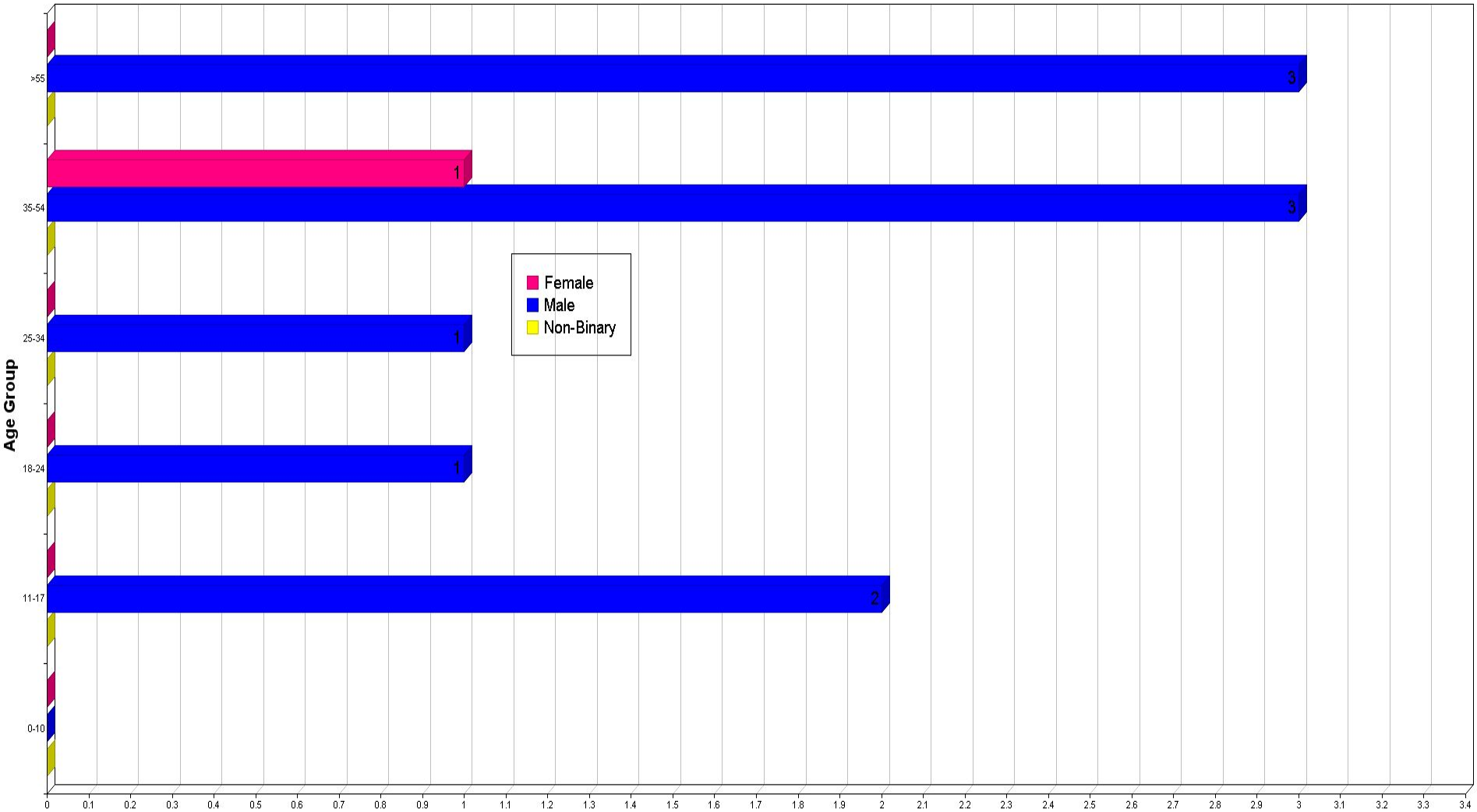


Summons Arrests by Race, Sex, and Age:

	00-10	11-17	18-24	25-34	35-54	> 55	TOTALS	Hispanic
Asian								
Female	0	0	0	0	0	0	0	0
Male	0	0	0	0	0	0	0	0
Unknown	0	0	0	0	0	0	0	0
Black								
Female	0	0	0	0	0	0	0	0
Male	0	0	1	0	0	0	1	0
Unknown	0	0	0	0	0	0	0	0
American Indian/Alaskan Native								
Female	0	0	0	0	0	0	0	0
Male	0	0	0	0	0	0	0	0
Unknown	0	0	0	0	0	0	0	0
Native Hawaiian Or Other Pacific Islander								
Female	0	0	0	0	0	0	0	0
Male	0	0	0	0	0	0	0	0
Unknown	0	0	0	0	0	0	0	0
Unknown								
Female	0	0	0	0	0	0	0	0
Male	0	0	0	0	0	0	0	0
Unknown	0	0	0	0	0	0	0	0
White								
Female	0	0	0	1	0	0	1	0
Male	0	0	0	1	1	1	3	0
Unknown	0	0	0	0	0	0	0	0

<i>Totals:</i>	<i>0</i>	<i>0</i>	<i>1</i>	<i>2</i>	<i>1</i>	<i>1</i>	<i>5</i>	<i>0</i>
-----------------------	-----------------	-----------------	-----------------	-----------------	-----------------	-----------------	-----------------	-----------------

Summons Arrests By Age / Sex





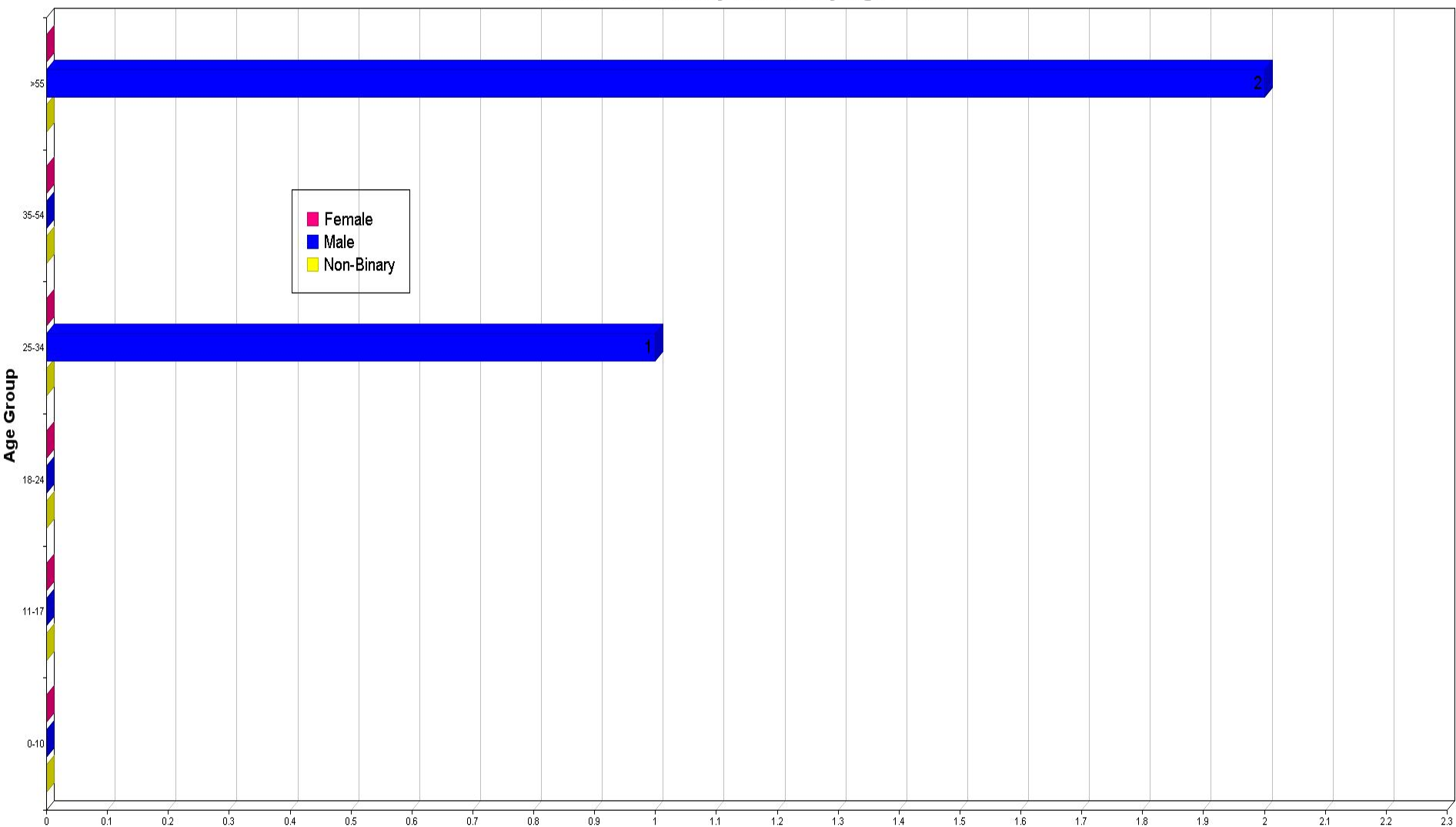
P.C. Arrests By Race, Sex and Age

Protective Custody Arrests by Race, Sex, and Age:

	00-10	11-17	18-24	25-34	35-54	> 55	TOTALS	Hispanic
Asian								
Female	0	0	0	0	0	0	0	0
Male	0	0	0	0	0	0	0	0
Unknown	0	0	0	0	0	0	0	0
Black								
Female	0	0	0	0	0	0	0	0
Male	0	0	0	0	0	0	0	0
Unknown	0	0	0	0	0	0	0	0
American Indian/Alaskan Native								
Female	0	0	0	0	0	0	0	0
Male	0	0	0	0	0	0	0	0
Unknown	0	0	0	0	0	0	0	0
Native Hawaiian Or Other Pacific Islander								
Female	0	0	0	0	0	0	0	0
Male	0	0	0	0	0	0	0	0
Unknown	0	0	0	0	0	0	0	0
Unknown								
Female	0	0	0	0	0	0	0	0
Male	0	0	0	0	0	0	0	0
Unknown	0	0	0	0	0	0	0	0
White								
Female	0	0	0	0	0	0	0	0
Male	0	0	0	1	0	2	3	0
Unknown	0	0	0	0	0	0	0	0

Totals:	0	0	0	1	0	2	3	0
----------------	----------	----------	----------	----------	----------	----------	----------	----------

Protective Custody Arrests By Age / Sex





Property Loss Value By Property Type:

Property Loss Value by Property Type:

Automobiles	\$ 28,121.00
Clothes/Furs	\$ 82.00
Computer Hardware/Software	\$ 1,501.00
Credit/Debit Cards	\$ 92.00
Drugs/Narcotics	\$ 150.00
Firearms	\$ 500.00
Household Goods	\$ 250.00
Merchandise	\$ 20.00
Money	\$ 35,031.00
Purses/Handbags/Wallets	\$ 1.00
Recordings-Audio/Visual	\$ 1.00
Structures-Single Occupancy Dwellings	\$ 10.00
Structures-Other Commercial/Business	\$ 1,000,000.00
Structures-Other	\$ 10.00
Tools	\$ 1,054.00
Vehicle Parts/Accessories	\$ 51.00
Artistic Supplies/Accessories	\$ 80.00
Documents/Personal Or Business	\$ 5.00
Identity-Intangible	\$ 50.00
Other	\$ 9,957.00
Trailers	\$ 210.00

Total Monetary Loss:	\$ 1,077,176.00
-----------------------------	------------------------



Weapons (s) Involved in Offense:

<u>Type of Weapon Used:</u>	<u>Occurrences:</u>	<u>Percentage:</u>
Firearm (Unspecified)	1	1.40%
Personal Weapons (Hands/Feet/Etc)	4	5.60%
None	66	93.00%
<i>Total Occurrences:</i>	<i>71</i>	<i>100.00%</i>



Crash Locations:



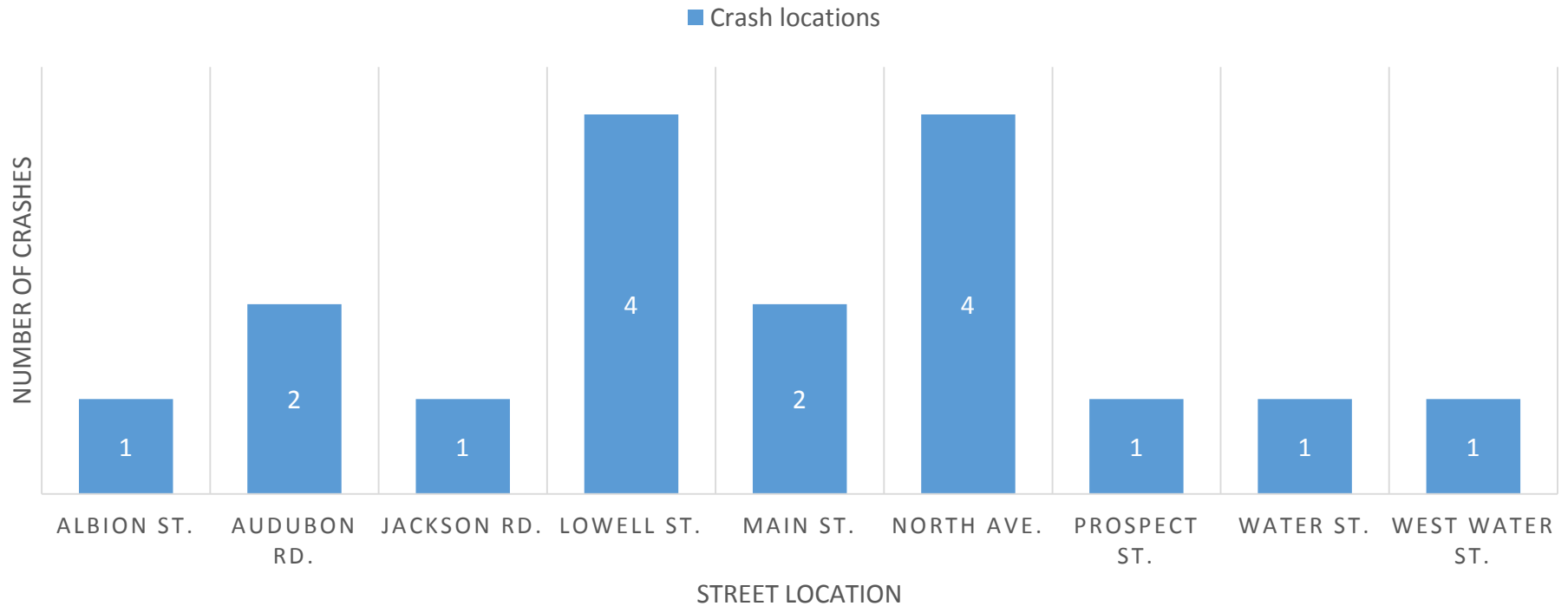
<u>Street/Location:</u>	<u>Injuries:</u>	<u>Fatalities:</u>	<u>Oui Involved:</u>	<u>Pedestrian:</u>	<u>Bicyclists:</u>	<u># of Accidents:</u>
ALBION ST	0	0	0	0	0	1
AUDUBON RD	0	0	0	0	0	2
JACKSON LN	0	0	0	0	0	1
LOWELL ST	3	0	0	0	0	4
MAIN ST	1	0	0	1	0	2
NORTH AVE	3	0	1	1	0	4
PROSPECT ST	1	0	0	0	0	1
WATER ST	1	0	0	1	0	1
WEST WATER ST	3	0	0	0	0	1
Totals	12	0	1	3	0	17



CRASH LOCATION GRAPH:

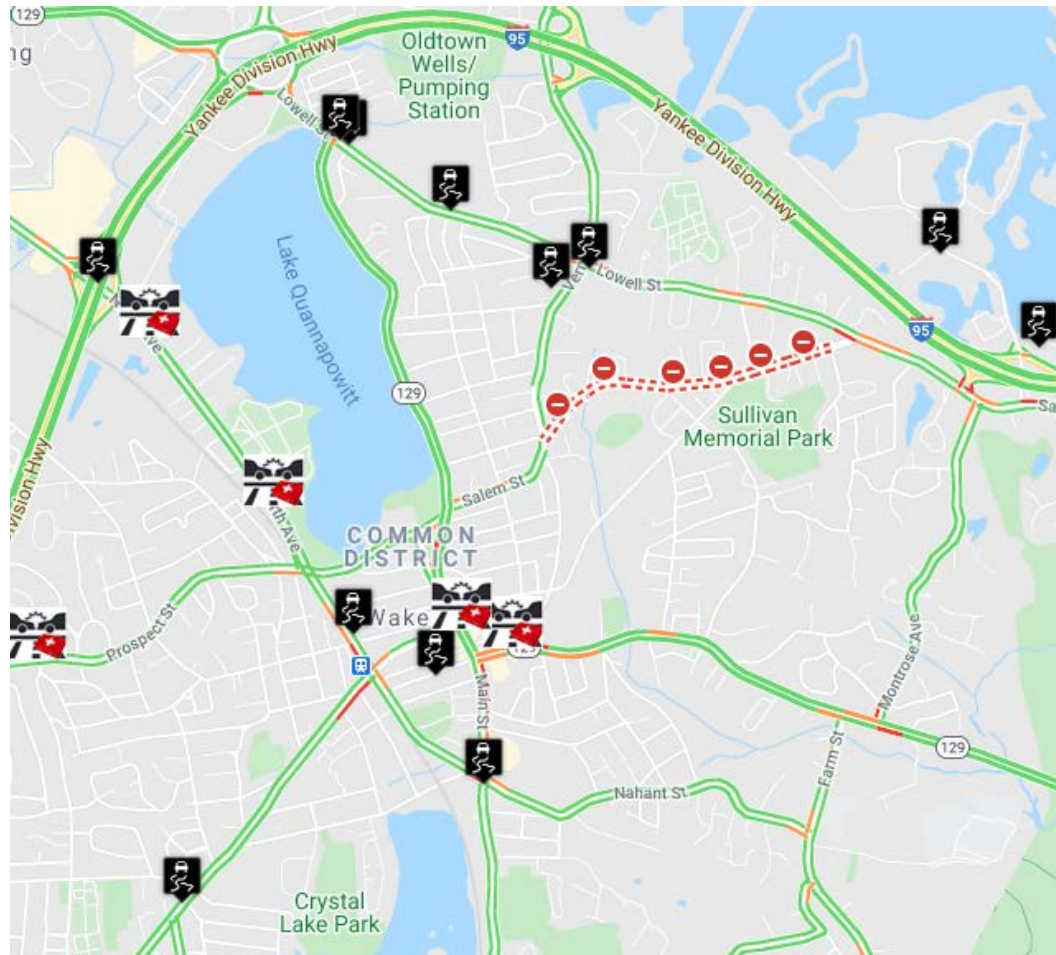


CRASH LOCATIONS OCTOBER 2020





CRASH LOCATION MAP:





Motor Vehicle Violations:



<u>State Law:</u>	<u>Fine Total:</u>	<u>Civil:</u>	<u>Warnings:</u>	<u>Arrests:</u>	<u>Criminal:</u>	<u>Totals:</u>
540CMR212	\$ -	0	1	0	0	1
89 / 11	\$ -	0	1	0	0	1
89 / 4	\$ -	0	0	0	1	1
89 / 4A	\$ -	0	1	0	0	1
89 / 8	\$ -	0	2	0	0	2
89 / 9	\$ -	0	12	0	0	12
90 / 10	\$ -	0	3	0	2	5
90 / 11	\$ -	0	1	0	0	1
90 / 13A	\$ 60.00	2	0	0	0	2
90 / 13B	\$ -	1	1	0	0	2
90 / 14	\$ -	0	1	0	0	1
90 / 17	\$ 195.00	1	4	0	0	5
90 / 18	\$ 105.00	3	9	0	0	12
90 / 20	\$ 55.00	4	4	0	1	9
90 / 23	\$ -	0	0	0	3	3
90 / 24	\$ -	0	0	2	1	3
90 / 34J	\$ -	0	0	0	1	1
90 / 6	\$ -	0	2	0	0	2
90 / 7	\$ -	0	4	0	0	4
90 / 9	\$ -	0	3	0	1	4
90 / 9D	\$ -	0	1	0	0	1
Totals:	\$ 415.00	11	50	2	10	73



Citation Statistics:



Citation Statistics:

Arrest-	2	3.8%
Civil-	5	9.4%
Complaint-	6	11.3%
Warning-	39	73.6%
Void-	1	1.9%
Speed measured by Radar-	15	28.3%
Speed measured by Clock-	0	0.00%
Speed measured by Estimate-	0	0.00%
Speed measured by Lidar-	0	0.00%
Speed measured by Vascar-	0	0.00%
Speed Not Measured-	37	69.8%
Accident Occurred-	1	1.9%
Citation Issued to OWNER-	0	0.00%
Road Divided-	0	0.00%
CDL Licenses-	0	0.00%
Commercial Vehicle-	0	0.00%
Hazardous Materials Involved-	0	0.00%
Average speed (charged)	44MPH	
Average speed limit	28MPH	
Average MPH over speed limit	16MPH	



Citation Map:

