

Wakefield Police Department

est. 1868



Steven A. Skory
Chief of Police



Monthly Report for May 2022

Prepared by Sergeant Jon P. Burnham



Steven A. Skory
Chief of Police

WAKEFIELD POLICE DEPARTMENT OFFICE OF THE CHIEF

One Union Street, Wakefield, Massachusetts, 01880



May 2022 Highlights

On May 7th, Officers were dispatched to a wooded area near Nahant Street for a report of a male party in distress. Officers located the individual, who was unconscious and not responsive, and immediately began CPR. It was determined the male may be suffering from a drug overdose so Officers administered nasal Narcan as they continued with CPR efforts. After a short while, the male slowly became responsive and began to answer questions. He was carried out of the wooded area on a stretcher and transported to the hospital.

On May 10th, Officers were dispatched to Columbia Road for a report of an intoxicated male sitting on the front steps of the resident who had called. Officers arrived and observed the male party, who was known to them, to be heavily under the influence of alcohol. They were able to speak with him and along with ambulance personnel determined that he needed to go to the hospital. This male party is a Veteran and someone that our team consisting of Off. Amy Rando, Clinician Jennifer, and Recovery Coach Tracy have been working with in conjunction with Veterans Services Officer Dave Mangan. A plan was put in place to have him moved to a treatment program following his brief stay at the hospital.


On May 17th, Officers were dispatched to a residence for a juvenile that was causing a disturbance. Officers arrived and spoke with the mother who stated her son was in crisis and needed assistance as she had attempted everything to calm the situation. Officers on scene were able to establish a rapport with the juvenile and he was transported to the hospital for evaluation without incident and our clinician Jennifer followed up with his providers. Following this, we received tremendous feedback from his support team in regards to how the Officers and our clinician handled this delicate situation.

On May 22nd, Officers responded to a residence for a male party who was making suicidal statements. Upon arrival, Officers were informed by a family member that the subject was in the basement with a knife. Officers established a dialogue with the individual and assured him they were there to help. As they made their way closer, they observed the male sitting on a couch in a dark room and observed the knife on a table in front of him. They continued to talk and the male eventually agreed to walk away from the table to another area of the room. Officers secured the knife and the individual was eventually transported to the hospital for a mental health evaluation.

On May 5th, we had the opportunity to assist our schools with their annual “Walk to School Day.” This was another great event that allowed our officers to keep everyone safe while also interacting with students and parents.

We would like to congratulate Sgt. Jon Burnham, Det. Ken Silva, Off Matt Surette, Off. Adam Hembrough and Off. Mark O'Brien for finishing in first place for all first responder departments under 250 members in this year's "Run To Remember" half marathon in Boston. This was no easy task and we are proud of the dedication and determination on a warm race day. This is an important event that pays tribute to fallen first responders.

Respectfully Yours,

A handwritten signature in black ink, appearing to read "Steven A. Skory". The signature is fluid and cursive, with a large, stylized "S" at the beginning and a long, sweeping underline.

Steven A. Skory
Chief of Police



Calls for Service



Call Reason: May '22 April '22 May '21

911 Abandoned/Hang-up/Accident	43	41	63
Abuse - Child- Elder- Disabled	0	1	0
Alarm - Fire	9	7	8
Alarm - Burg / Hold Up / B & E	75	61	57
Animal Calls	25	18	17
Arrest	0	1	0
Assault	3	3	6
Assist Citizen	4	18	14
Assist Other Agency	16	15	9
Burglary (Building) / B & E	2	0	1
Comfort Dog Response	0	3	0
Civil Fingerprinting	1	6	1
Check On Person / Location	75	88	76
CIT Response	39	40	36
CORI / RMV Dissemination Log	8	7	6
Child Seat Safety	5	17	11
Debris In Street	6	3	5
Details Needed	0	1	0
Detective Investigation	1	0	0
Disturbance	45	53	50
Domestic Issue	27	25	31
Directed Patrol	66	26	85
D P W Call	8	7	6

Escort / Transport	8	2	2
Fire - Auto / Bldg. / Other	7	10	8
Fireworks Complaint	1	0	1
Family Services Follow-Up	12	1	0
Gas / Light Department Call	2	3	5
Harassment/Threats/Phone/All	10	10	15
Protection Order Violation	3	2	0
Internal Report	3	2	1
K9 Response	2	1	0
Larceny / Forgery / Fraud	11	16	26
Lockout - House / M V	5	3	10
Lost / Found / Safe Keeping	9	16	8
Medical Aid	180	170	160
Miscellaneous	1	1	2
Missing Person / Runaway	4	3	3
M / V - Crash	46	41	51
M / V - Abandoned	1	0	1
M / V - B & E / Larceny From	1	3	0
M / V - Disabled	11	5	9
M / V - Repossession	4	7	2
M / V - Recovered Stolen	0	0	0
M/V Stop	75	109	56
M / V - Theft	3	1	0
M / V - Theft	0	0	0



Calls for Service cont...



<u>Calls for Service Cont...</u>	<u>May '22</u>	<u>April '22</u>	<u>May '21</u>
M / V - Violation	20	10	14
NEMLEC Callout	5	12	5
Notification	0	3	2
Drug Overdose (Suspected)	1	0	2
Officer Injured	1	1	0
Open Door/Window - Bldg Check	2	1	0
Parking Issue	24	13	17
Police Equipment Problems	0	0	1
Property Inspections	172	132	164
Public Records Request	32	34	31
Prisoner Transport	5	4	1
Railroad Complaint	3	4	1
Recovered Syringe	0	1	0
Request Police Officer	16	18	23
Restraining Order Service	13	9	6
Robbery	0	1	0
Assist Schools	10	6	8
Sex Offenses - (All)	1	1	0
Shoplifting	1	0	0
Solicitors	1	0	1
Summons / Warrant Service	2	2	6
Suspicious Activity	17	9	21
Threats	3	0	2

Traffic Services	4	4	3
Trash Dumping	2	2	1
Trespassing	15	4	2
Trespass Tow	2	0	3
Unwanted Person(s)	1	4	2
Vandalism	5	3	8
Void Citation	1	0	2
Warrant of Apprehension	1	0	0
Wires Down	3	2	2
Warrant Service	4	2	0

Total Calls for Service:	1,224	1,299	1,171
---------------------------------	--------------	--------------	--------------



Offense Listing- M.G.L.

Massachusetts General Law Violations:



State Offenses for May '22

Occurrences:

A&B WITH DANGEROUS WEAPON (MV)	1
A&B WITH DANGEROUS WEAPON +60	1
ASSAULT W/DANGEROUS WEAPON	1
A&B	1
ASSAULT	2
ASSAULT & BATTERY ON INTIMATE	2
ASSAULT ON INTIMATE PARTNER	1
BOMB THREAT	1
EXTORTION BY THREAT	1
EXTORTION BY THREAT OF INJURY	1
SHOPLIFTING BY ASPORTATION	1
LARCENY FROM BUILDING	1
B&E VEHICLE NIGHTTIME FOR FELONY	1
LARCENY UNDER \$1200	3
MOTOR VEHICLE, LARCENY FROM	1
LARCENY OVER \$1200	1
FORGERY OF CHECK	1
UTTER FALSE CHECK	1
LARCENY BY CHECK OVER \$1200	1
IDENTITY FRAUD	1

MALICIOUS DESTRUCTION OF PROPERTY	1
VANDALIZE PROPERTY c266 §126A	7
MOTOR VEH, MALICIOUS DAMAGE TO	1
OBSCENE MATTER TO MINOR	1
OUI-LIQUOR OR .08%	1
PROTECTIVE CUSTODY	4
TRESPASSING	1
ABUSE PREVENTION ORDER, VIOLATE	4
HARASSMENT, CRIMINAL	10
WARRANT ARREST	5
MARKED LANES VIOLATION	1
INDECENT A&B ON CHILD UNDER 14	1
STOP/YIELD, FAIL TO	1
UNLICENSED OPERATION OF MV	3
UNLICENSED/SUSPENDED OPERATION	1
INSPECTION/STICKER, EXPIRED	1
LICENSE SUSPENDED, OP MV WITH	1
LEAVE SCENE OF PROPERTY DAMAGE	4

Total Number of State Offenses:

72



Offenses (IBR) By Month



Incident Based Reporting for May '22 # of Incidents:

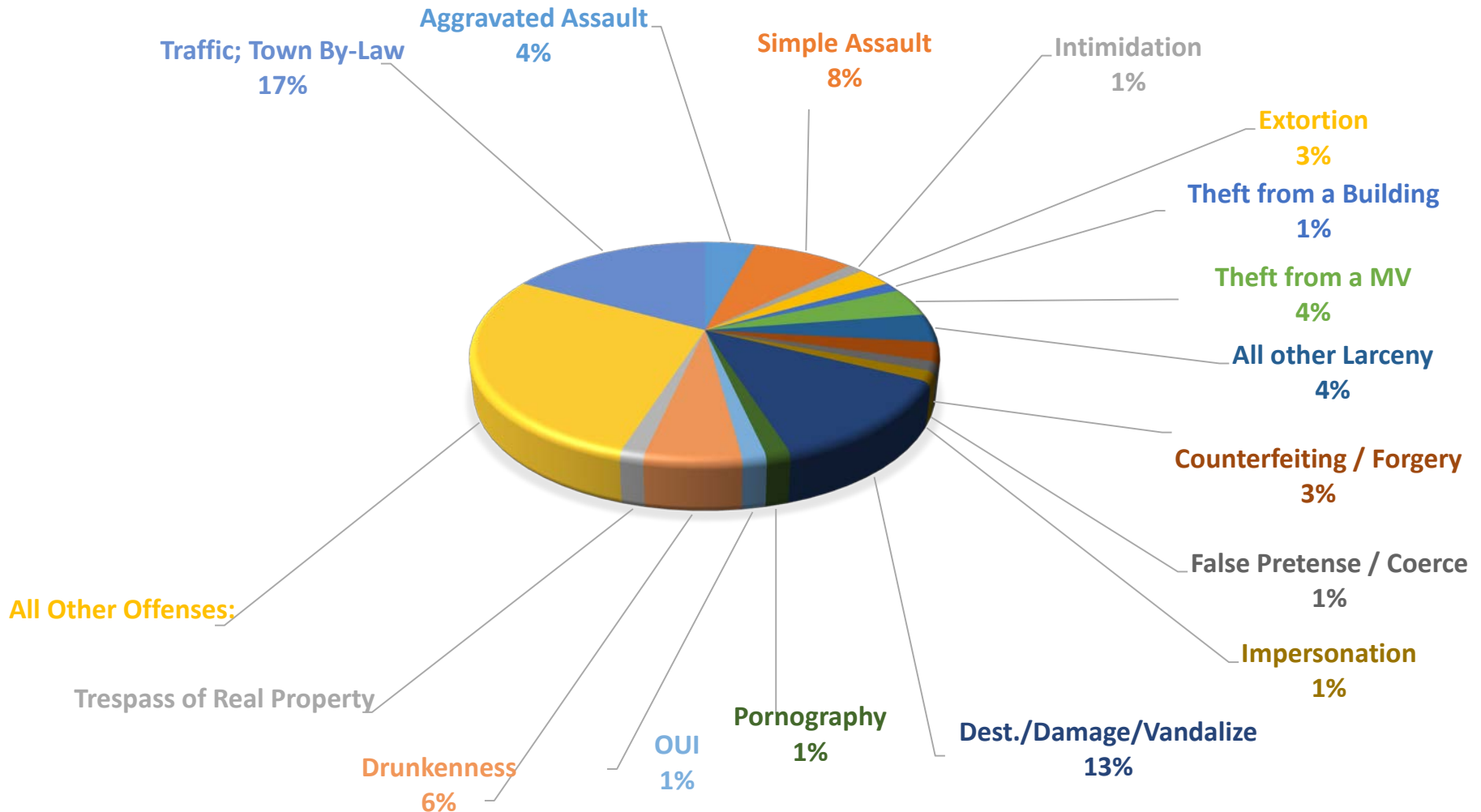
Aggravated Assault	3
Simple Assault	6
Intimidation	1
Extortion / Blackmail	2
Shoplifting	1
Theft From Building	1
Theft From Motor Vehicle	3
All Other Larceny	3
Counterfeiting / Forgery	2
False Pretenses / Swindle / Coerce	1
Impersonation	1
Destruction / Damage / Vandalize	9
Pornography / Obscene Material	1
Driving Under The Influence	1
Drunkenness	4
Trespass Of Real Property	1
All Other Offenses	20
Traffic, Town By-Law Offenses	12

<i>Total Number of Incidents Reported:</i>	72
---	-----------



Incident Based Reporting

I.B.R. FOR MAY 2022





Arrest Totals

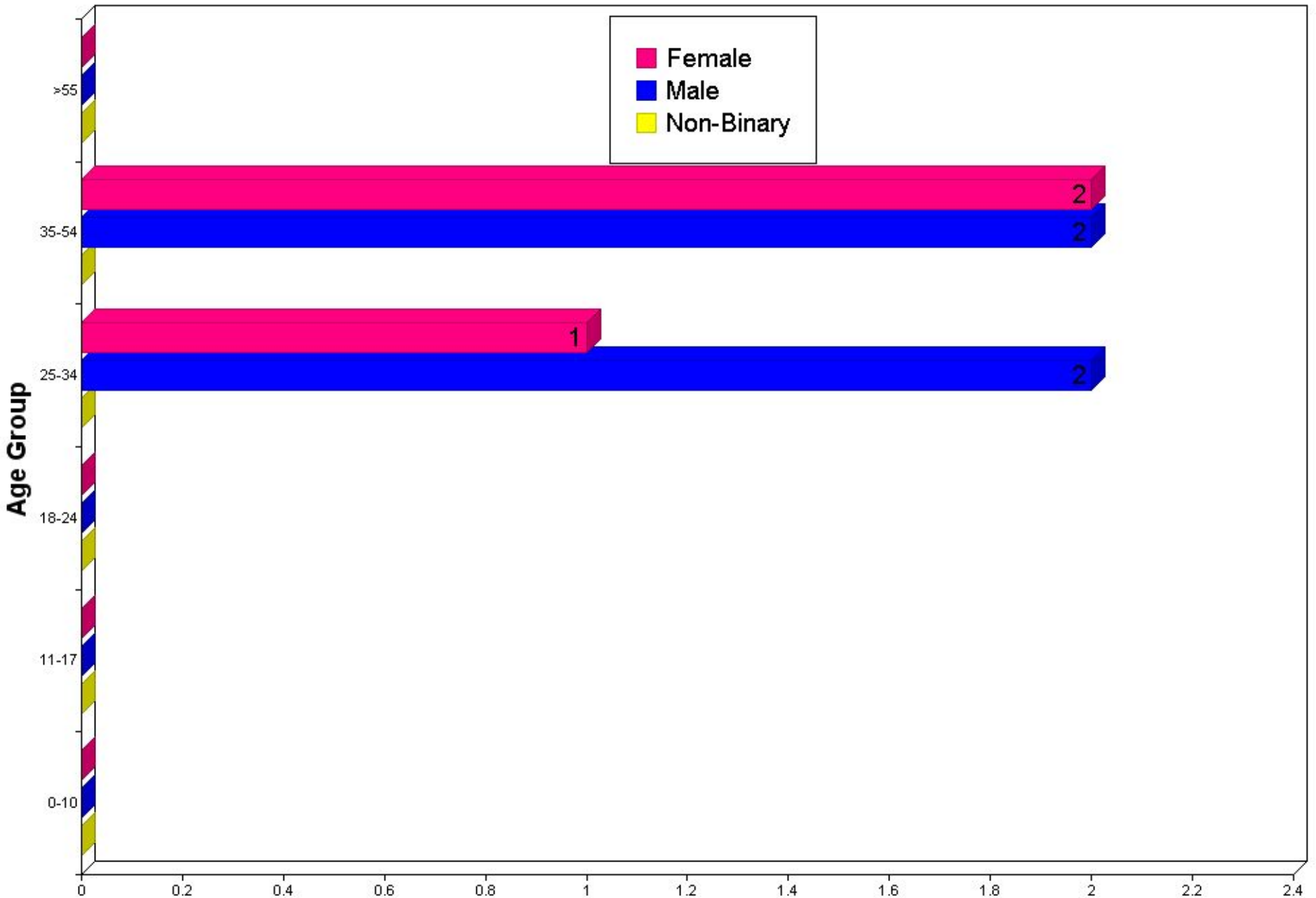


On View Arrests Based on Incident/Warrant by Race, Sex, and Age:

	00-10	11-17	18-24	25-34	35-54	> 55	TOTALS	Hispanic
Asian								
Female	0	0	0	0	0	0	0	0
Male	0	0	0	0	0	0	0	0
Unknown	0	0	0	0	0	0	0	0
Black								
Female	0	0	0	0	0	0	0	0
Male	0	0	0	0	0	0	0	0
Unknown	0	0	0	0	0	0	0	0
American Indian/Alaskan Native								
Female	0	0	0	0	0	0	0	0
Male	0	0	0	0	0	0	0	0
Unknown	0	0	0	0	0	0	0	0
Native Hawaiian Or Other Pacific Islander								
Female	0	0	0	0	0	0	0	0
Male	0	0	0	0	0	0	0	0
Unknown	0	0	0	0	0	0	0	0
Unknown								
Female	0	0	0	0	0	0	0	0
Male	0	0	0	0	0	0	0	0
Unknown	0	0	0	0	0	0	0	0
White								
Female	0	0	0	1	2	0	3	0
Male	0	0	0	2	2	0	4	1
Unknown	0	0	0	0	0	0	0	0

Totals:	0	0	0	3	4	0	7	1
----------------	----------	----------	----------	----------	----------	----------	----------	----------

Arrests On View & Based on Incident/Warrants By Age / Sex





Summons to Court Totals

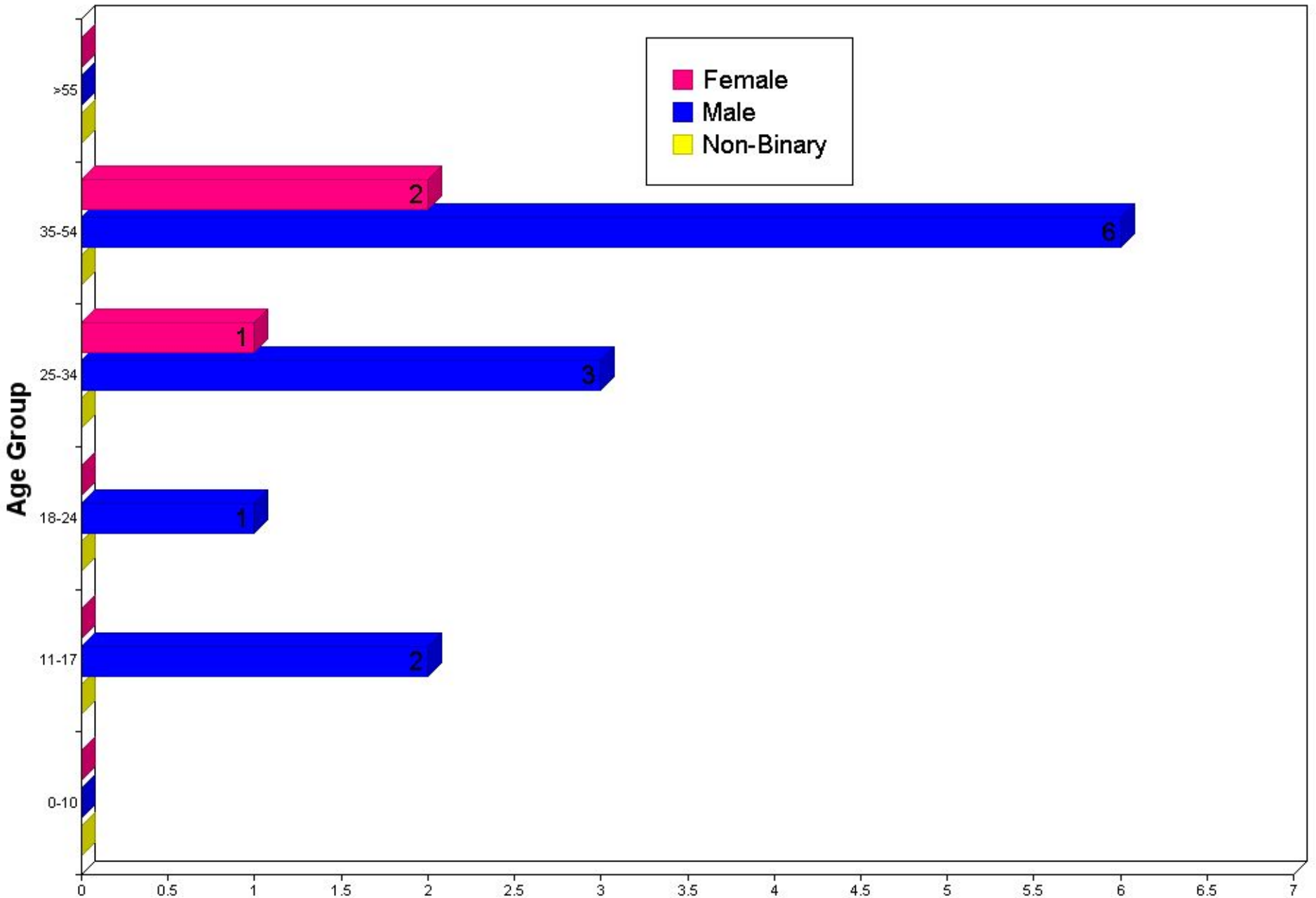


Summons Arrests by Race, Sex, and Age:

	00-10	11-17	18-24	25-34	35-54	> 55	TOTALS	Hispanic
Asian								
Female	0	0	0	0	0	0	0	0
Male	0	0	0	0	0	0	0	0
Unknown	0	0	0	0	0	0	0	0
Black								
Female	0	0	0	1	1	0	2	0
Male	0	0	0	0	0	0	0	0
Unknown	0	0	0	0	0	0	0	0
American Indian/Alaskan Native								
Female	0	0	0	0	0	0	0	0
Male	0	0	0	0	0	0	0	0
Unknown	0	0	0	0	0	0	0	0
Native Hawaiian Or Other Pacific Islander								
Female	0	0	0	0	0	0	0	0
Male	0	0	0	0	0	0	0	0
Unknown	0	0	0	0	0	0	0	0
Unknown								
Female	0	0	0	0	0	0	0	0
Male	0	0	0	0	0	0	0	0
Unknown	0	0	0	0	0	0	0	0
White								
Female	0	0	0	0	1	0	1	1
Male	0	2	1	3	6	0	12	1
Unknown	0	0	0	0	0	0	0	0

<i>Totals:</i>	<i>0</i>	<i>2</i>	<i>1</i>	<i>4</i>	<i>8</i>	<i>0</i>	<i>15</i>	<i>2</i>
-----------------------	-----------------	-----------------	-----------------	-----------------	-----------------	-----------------	------------------	-----------------

Summons Arrests By Age / Sex





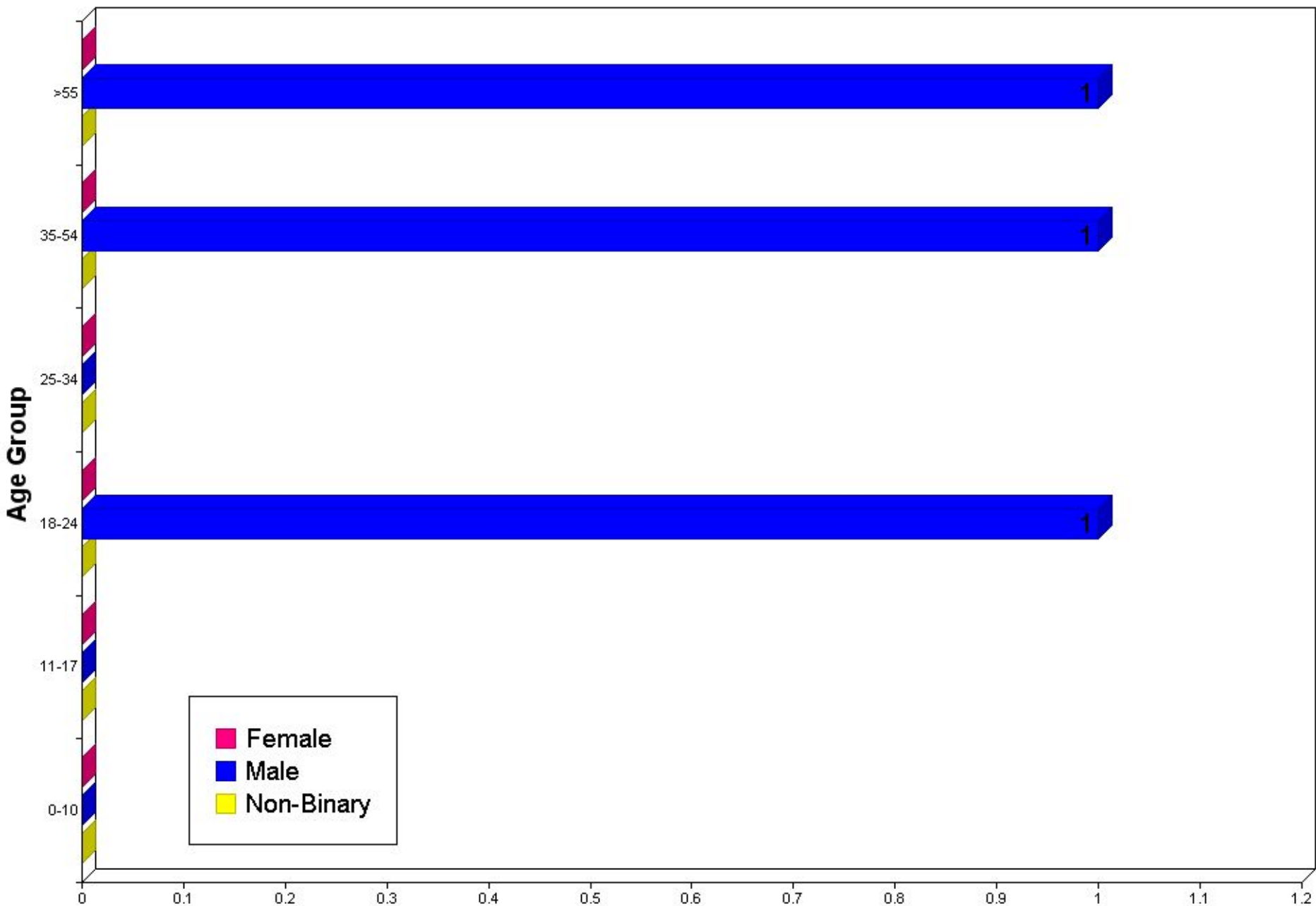
P.C. Arrests By Race, Sex and Age

Protective Custody Arrests by Race, Sex, and Age:

	00-10	11-17	18-24	25-34	35-54	> 55	TOTALS	Hispanic
Asian								
Female	0	0	0	0	0	0	0	0
Male	0	0	0	0	0	0	0	0
Unknown	0	0	0	0	0	0	0	0
Black								
Female	0	0	0	0	0	0	0	0
Male	0	0	0	0	0	0	0	0
Unknown	0	0	0	0	0	0	0	0
American Indian/Alaskan Native								
Female	0	0	0	0	0	0	0	0
Male	0	0	0	0	0	0	0	0
Unknown	0	0	0	0	0	0	0	0
Native Hawaiian Or Other Pacific Islander								
Female	0	0	0	0	0	0	0	0
Male	0	0	0	0	0	0	0	0
Unknown	0	0	0	0	0	0	0	0
Unknown								
Female	0	0	0	0	0	0	0	0
Male	0	0	0	0	0	0	0	0
Unknown	0	0	0	0	0	0	0	0
White								
Female	0	0	0	0	0	0	0	0
Male	0	0	1	0	1	1	3	0
Unknown	0	0	0	0	0	0	0	0

Totals:	0	0	1	0	1	1	3	0
----------------	----------	----------	----------	----------	----------	----------	----------	----------

Protective Custody Arrests By Age / Sex





Property Loss Value By Property Type:

Property Loss Value by Property Type:

Dollar Amount:

Automobiles	\$ 21,810.00
Computer Hardware/Software	\$ 10.00
Consumable Goods	\$ 16.00
Credit/Debit Cards	\$ 3.00
Household Goods	\$ 3,000.00
Money	\$ 1,058.00
Office-Type Equipment	\$ 500.00
Structures-Single Occupancy Dwellings	\$ 10.00
Structures-Other Commercial/Business	\$ 502.00
Tools	\$ 1,108.00
Documents/Personal Or Business	\$ 5.00
Identity Documents	\$ 2.00
Portable Electronic Communications	\$ 750.00
Other	\$ 2,907.00

<i>Total Monetary Loss:</i>	<i>\$ 31,681.00</i>
------------------------------------	----------------------------



Weapons (s) Involved in Offense:

<u>Type of Weapon Used:</u>	<u>Occurrences:</u>	<u>Percentage:</u>
Knife/Cutting Instrument	1	1.40%
Motor Vehicle	1	1.40%
Personal Weapons (Hands/Feet/Etc)	4	5.60%
Fire/Incendiary Device	1	1.40%
Other	2	2.80%
None	63	87.50%
<i>Total Number of Occurrences:</i>	<i>72</i>	<i>100.00%</i>



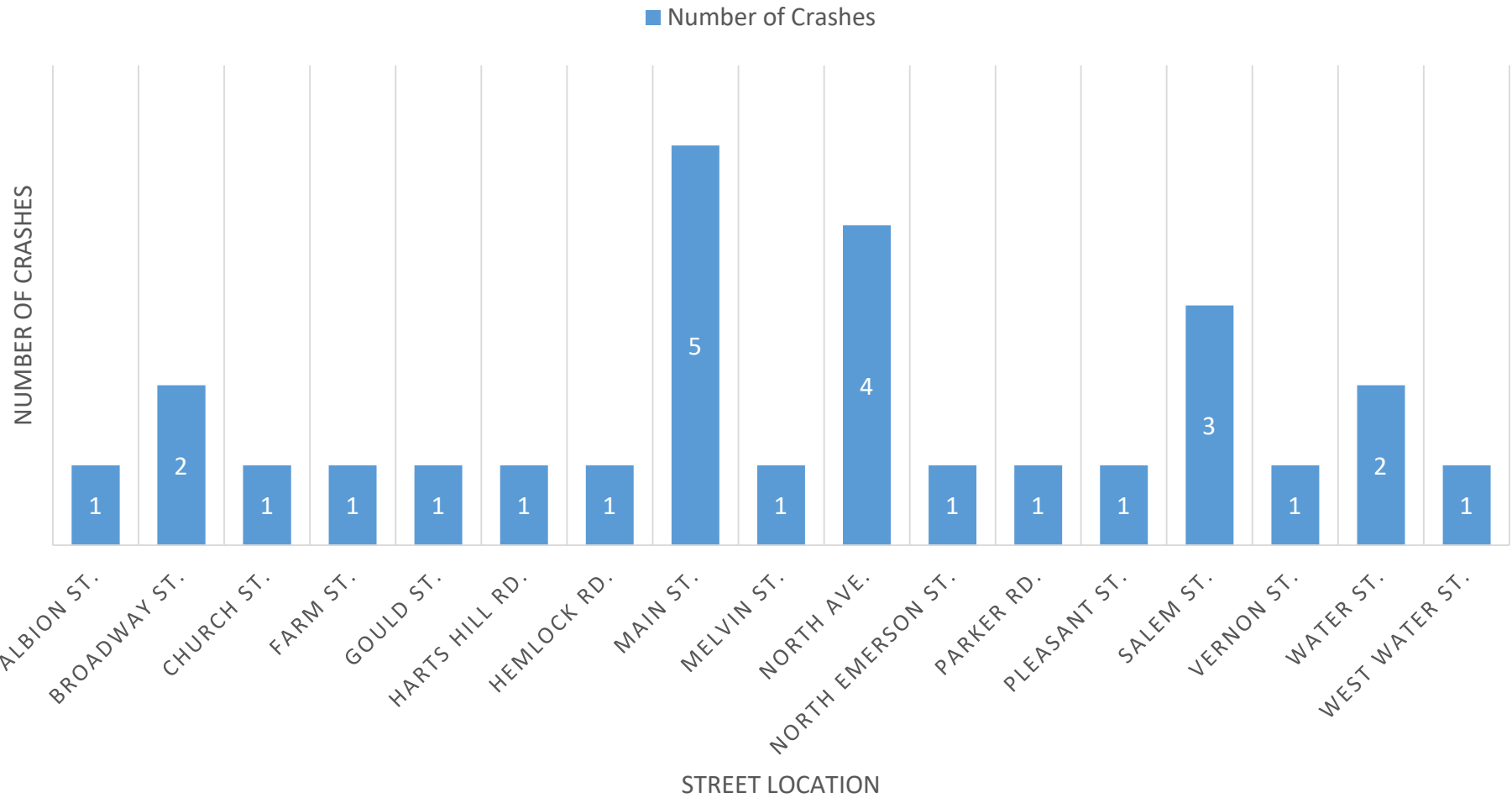
Crash Locations:



<u>Street / Location:</u>	<u>Injuries:</u>	<u>Fatalities:</u>	<u>OUI Invl.:</u>	<u>Pedestrian:</u>	<u>Bicyclists:</u>	<u># of Crashes:</u>
129 ROTARY	0	0	0	0	0	1
ALBION ST	0	0	0	0	0	1
BROADWAY	1	0	0	0	0	2
CHURCH ST	0	0	0	0	0	1
FARM ST	0	0	0	0	0	1
GOULD ST	1	0	0	0	0	1
HARTS HILL RD	0	0	0	0	0	1
HEMLOCK RD	0	0	0	0	0	1
MAIN ST	2	0	0	0	0	5
MELVIN ST	0	0	0	0	0	1
NORTH AVE	0	0	0	0	0	4
NORTH EMERSON ST	0	0	0	0	0	1
PARKER RD	0	0	0	0	0	1
PLEASANT ST	0	0	0	0	0	1
SALEM ST	0	0	0	0	0	3
VERNON ST	1	0	0	0	0	1
WATER ST	2	0	0	0	1	2
WEST WATER ST	1	0	0	0	0	1
<i>Totals:</i>	<i>8</i>	<i>0</i>	<i>0</i>	<i>0</i>	<i>1</i>	<i>29</i>

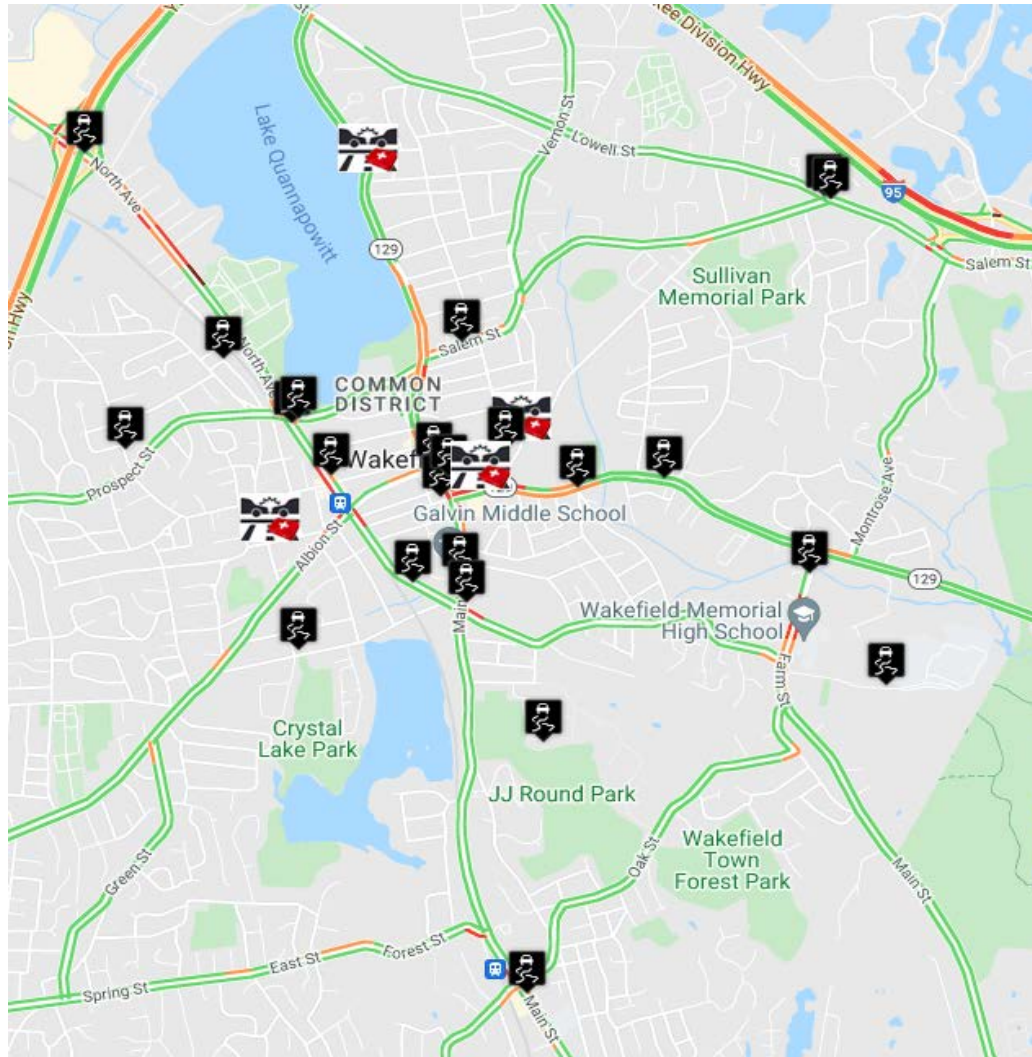


CRASH LOCATION GRAPH:





CRASH LOCATION MAP:





Motor Vehicle Violations:



<u>State Law:</u>	<u>Fine Total:</u>	<u>Civil:</u>	<u>Warning:</u>	<u>Arrest:</u>	<u>Criminal Summons:</u>	<u>Totals:</u>
159A 1/2 / 7D	\$ -	0	1	0	0	1
540CMR205	\$ -	0	4	0	0	4
87 / 4A	\$ -	0	1	0	0	1
89 / 11	\$ -	0	1	0	0	1
89 / 4A	\$ -	0	0	1	0	1
89 / 4B	\$ 105.00	1	0	0	0	1
89 / 8	\$ -	0	3	0	0	3
89 / 9	\$ 100.00	1	83	0	1	85
90 / 10	\$ -	0	0	0	3	3
90 / 11	\$ -	0	5	0	0	5
90 / 12/C	\$ -	0	0	0	1	1
90 / 13	\$ -	0	1	0	0	1
90 / 13/H	\$ -	0	1	0	0	1
90 / 13A	\$ 60.00	2	21	0	0	23
90 / 13B/A	\$ -	1	20	0	0	21
90 / 16	\$ -	0	3	0	0	3
90 / 17	\$ 255.00	2	15	0	0	17
90 / 178	\$ -	0	1	0	0	1
90 / 18	\$ 500.00	2	54	0	0	56
90 / 20	\$ -	0	3	0	1	4
90 / 23	\$ -	0	1	0	1	2
90 / 24	\$ -	0	0	1	0	1
90 / 7	\$ -	0	5	0	0	5
90 / 9	\$ -	1	2	0	0	3
90 / 9D	\$ -	0	2	0	0	2
Totals:	\$ 1,020.00	10	227	2	7	246



Citation Statistics:



Citation Statistics May 2022:

Total Citations Issued: 246

Arrest-	2
Civil-	10
Complaint-	7
Warning-	227
Void-	2
Speed measured by Radar-	71
Speed Measured by Clock-	0
Speed Not Measured-	135
Accident Occurred-	0
Citation Issued to OWNER-	0
Road Divided-	0
CDL Licenses-	0
Commercial Vehicle-	0
Hazardous Materials Involved-	0
Average speed (charged)	43MPH
Average speed limit	29MPH
Average MPH over speed limit	15MPH



Citation Map:

