

# *Wakefield Police Department*

*est. 1868*



Steven A. Skory  
*Chief of Police*



Monthly Report for March 2021

Prepared by Sergeant Jon P. Burnham



# WAKEFIELD POLICE DEPARTMENT OFFICE OF THE CHIEF

One Union Street, Wakefield, Massachusetts, 01880



*Steven A. Skory*  
*Chief of Police*

## **March 2021 Highlights**

On March 4th, officers responded to a residence where an adult son suffers from significant mental health issues and can be violent. Our clinician, Jennifer, as well as multiple officers have worked extensively with this individual. On this date, the mother called and reported that he was in crisis and causing destruction inside of the home, as well as self-destructive behavior. He was currently in the basement smashing an object against the furnace. Officers made their way down the stairs and could hear the individual rummaging through a back room with a blanket covering the doorway. They were able to establish a dialogue and slowly began to calm him down. After an extensive conversation, they were able to talk him out of the room and into an ambulance. He was transported to the hospital without incident for a mental health evaluation.

On the morning of March 7th, the west side of town suffered a major power outage that affected multiple locations as well as the traffic lights at several major intersections. Our officers worked closely with the Municipal Gas and Light Department to create safe areas both in and around their work sites as well as making the intersections as safe as possible. This included coordination with the Department of Public works, who we worked with to set up signage and barricades in high-priority locations. This was a tremendous team effort amongst all three departments which provided a safe resolution for our citizens.

Later in the day on March 7th, officers were dispatched to a residence for a report of a male party experiencing a psychotic episode. Upon arrival, our officers were met by the parents of a 25-year-old male. They advised that he suffers from mental health issues and had been walking around the interior of the home with knives and a sharp stick causing damage. The parents were concerned for their own safety as well as his. Officers entered and were able to locate the individual in the basement holding the sharp stick. Officers were able to speak with him and use de-escalation techniques to calm the situation. He was later transported to the hospital without incident for a mental health evaluation.

On March 9th, officers were dispatched to a residence for an 18-year-old male in crisis who was armed with a knife. Upon arrival, we spoke with the mother who stated that he was currently in the basement after a threatening episode. Officers entered slowly while other officers attempted to maintain a visual through a small basement window. They were able to establish a dialogue that continued for an extended period of time. They were able to talk him out outside where he remained calm. He was transported to the hospital for evaluation without incident.

Throughout the month of March, we spent a significant amount of time using our MILO virtual simulation training system. This provides real-life scenarios where officers are able to practice de-escalation techniques in a variety of situations. Proper verbalization and defensive tactics are discussed after each scenario with certified trainers. This is an excellent system that we use and maintain in order to keep our staff thinking about the myriad of situations that they may encounter.

As the month of March comes to an end, we are wrapping up the Field Training of our three new officers. This was a recently revamped system that has shown positive results. All three have met and exceeded expectations thus far and we are fortunate to have these high-character officers added to our staff.

Respectfully Yours,

A handwritten signature in black ink, appearing to read "Steven A. Skory". The signature is fluid and cursive, with a large, stylized "S" at the beginning and a long, sweeping underline.

Steven A. Skory  
Chief of Police



# Calls for Service



| <b><u>Call Reason:</u></b>     | <b><u>Mar. 2021</u></b> | <b><u>Feb. 2021</u></b> | <b><u>Mar. 2020</u></b> |                              |     |     |
|--------------------------------|-------------------------|-------------------------|-------------------------|------------------------------|-----|-----|
| 911 Abandoned/Hang-up/Accident | 50                      | 44                      | 40                      | Drug Offense                 | 0   | 1   |
| Abuse - Child- Elder- Disabled | 1                       | 0                       | 0                       | Escort / Transport           | 0   | 3   |
| Alcohol / Liquor Law Violation | 0                       | 1                       | 0                       | Fire - Auto / Bldg. / Other  | 9   | 13  |
| Alarm - Fire                   | 3                       | 3                       | 3                       | Fireworks Complaint          | 0   | 1   |
| Alarm - Burg / Hold Up / B & E | 51                      | 52                      | 57                      | Gas / Light Department Call  | 3   | 3   |
| Animal Calls                   | 8                       | 9                       | 10                      | Harassment/Threats/Phone/All | 9   | 6   |
| Assault                        | 1                       | 0                       | 5                       | HazMat Incident              | 1   | 0   |
| Assist Citizen                 | 11                      | 6                       | 7                       | Protection Order Violation   | 1   | 1   |
| Assist Other Agency            | 8                       | 10                      | 10                      | Internal Report              | 0   | 3   |
| Burglary (Building) / B & E    | 2                       | 1                       | 5                       | Intelligence                 | 0   | 0   |
| Civil Fingerprinting           | 0                       | 2                       | 1                       | Larceny / Forgery / Fraud    | 32  | 30  |
| Check On Person / Location     | 76                      | 57                      | 63                      | Lockout - House / M V        | 0   | 0   |
| Cruiser Inspections            | 0                       | 0                       | 0                       | Lost / Found / Safe Keeping  | 8   | 10  |
| CIT Response                   | 57                      | 36                      | 19                      | Medical Aid                  | 152 | 148 |
| Complaint Against Officer/PD   | 0                       | 0                       | 1                       | Miscellaneous                | 4   | 0   |
| CORI / RMV Dissemination Log   | 1                       | 9                       | 12                      | Missing Person / Runaway     | 0   | 6   |
| Child Seat Safety              | 8                       | 8                       | 3                       | M / V - Crash                | 30  | 33  |
| Debris In Street               | 4                       | 1                       | 3                       | M / V - Abandoned            | 3   | 1   |
| Detective Investigation        | 1                       | 2                       | 9                       | M / V - Crash Police Vehicle | 1   | 1   |
| Disturbance                    | 46                      | 30                      | 27                      | M / V - B & E / Larceny From | 1   | 2   |
| Domestic Issue                 | 26                      | 18                      | 22                      | M / V - Disabled             | 11  | 6   |
| Directed Patrol                | 21                      | 19                      | 32                      | M / V - Repossession         | 3   | 3   |
| D P W Call                     | 1                       | 9                       | 6                       | M / V - Recovered Stolen     | 0   | 0   |
|                                |                         |                         |                         | M/V Stop                     | 146 | 160 |
|                                |                         |                         |                         | M / V - Theft                | 1   | 0   |
|                                |                         |                         |                         | M / V - Violation            | 8   | 16  |



# Calls for Service cont...



## Call Reason:

Mar.2021 Feb.2021 Mar.2020

|                               |     |     |     |
|-------------------------------|-----|-----|-----|
| NEMLEC Callout                | 5   | 2   | 5   |
| Notification                  | 1   | 4   | 2   |
| Drug Overdose (Suspected)     | 2   | 4   | 4   |
| Officer Injured               | 0   | 0   | 3   |
| Open Door/Window - Bldg Check | 4   | 0   | 1   |
| Parking Issue                 | 16  | 23  | 10  |
| Police Equipment Problems     | 0   | 2   | 0   |
| Property Inspections          | 158 | 119 | 166 |
| Public Records Request        | 34  | 20  | 27  |
| Prisoner Transport            | 2   | 3   | 4   |
| Railroad Complaint            | 3   | 5   | 1   |
| Recovered Syringe             | 2   | 0   | 2   |
| Request Police Officer        | 23  | 12  | 13  |
| Restraining Order Service     | 3   | 4   | 4   |
| Assist Schools                | 3   | 1   | 3   |
| Sex Offenses - ( All )        | 2   | 2   | 1   |
| Snow Related Complaints       | 0   | 4   | 0   |
| Summons / Warrant Service     | 3   | 1   | 6   |
| Suspicious Activity           | 18  | 14  | 21  |
| Threats                       | 1   | 1   | 2   |
| Traffic Services              | 3   | 1   | 3   |
| Trash Dumping                 | 1   | 0   | 2   |

|                         |   |   |   |
|-------------------------|---|---|---|
| Trespassing             | 5 | 4 | 7 |
| Trespass Tow            | 7 | 5 | 0 |
| Unwanted Person(s)      | 5 | 1 | 4 |
| Vandalism               | 7 | 3 | 8 |
| Void Citation           | 2 | 0 | 0 |
| Voided Case Number      | 1 | 0 | 0 |
| Warrant of Apprehension | 0 | 3 | 0 |
| Wires Down              | 1 | 7 | 3 |
| Warrant Service         | 1 | 3 | 1 |

## ***Total Calls for Service:***

***1112*** ***962*** ***1085***



# Offense Listing- M.G.L.

Massachusetts General Law Violations:



## State Offenses for March 2021:

## # of Offenses:

|                                       |   |
|---------------------------------------|---|
| INDECENT A&B ON PERSON 14 OR OVER     | 1 |
| A&B ON +60 / DISABLED                 | 1 |
| A&B WITH DANGEROUS WEAPON             | 1 |
| ASSAULT W/DANGEROUS WEAPON +60        | 1 |
| RAPE OF CHILD, STATUTORY              | 1 |
| A&B                                   | 3 |
| ASSAULT & BATTERY DOMESTIC            | 2 |
| THREAT TO COMMIT CRIME                | 1 |
| EXTORTION                             | 1 |
| LARCENY UNDER \$1200                  | 1 |
| B&E BUILDING NIGHTTIME FOR FELONY     | 1 |
| B&E BUILDING DAYTIME FOR FELONY       | 1 |
| LARCENY FROM BUILDING                 | 1 |
| B&E VEHICLE/BOAT NIGHTTIME FOR FELONY | 1 |
| LARCENY UNDER \$1200                  | 9 |
| ATTEMPT TO COMMIT CRIME               | 1 |
| LARCENY OVER \$1200 BY FALSE PRETENSE | 1 |
| LARCENY OVER \$1200                   | 1 |
| CREDIT CARD FRAUD UNDER \$1200        | 2 |
| IDENTITY FRAUD                        | 2 |

|                                 |   |
|---------------------------------|---|
| TAGGING PROPERTY                | 1 |
| VANDALIZE PROPERTY c266 §126A   | 2 |
| DESTRUCTION OF PROPERTY -\$1200 | 3 |
| MOTOR VEH, MALICIOUS DAMAGE TO  | 1 |
| DRUG, POSSESS CLASS A           | 1 |
| INCEST                          | 1 |
| OUI-LIQUOR OR .08%, 2ND OFFENSE | 1 |
| PROTECTIVE CUSTODY              | 3 |
| ALCOHOL IN MV, POSSESS OPEN CO  | 1 |
| POSSIBLE CHILD ABUSE            | 1 |
| 209A Violate                    | 1 |
| 258E, Violate                   | 2 |
| A&B ON +60                      | 1 |
| DISABLED PERSONS, ABUSE-DPPC R  | 1 |
| UNLICENSED OPERATION OF MV      | 1 |
| LICENSE SUSPENDED, OP MV WITH   | 1 |
| REGISTRATION SUSPENDED, OP MV   | 1 |
| LEAVE SCENE OF PROPERTY DAMAGE  | 3 |
| UNINSURED MOTOR VEHICLE         | 2 |

**Total Number of Offenses:**

**60**



# Offenses (IBR) By Month



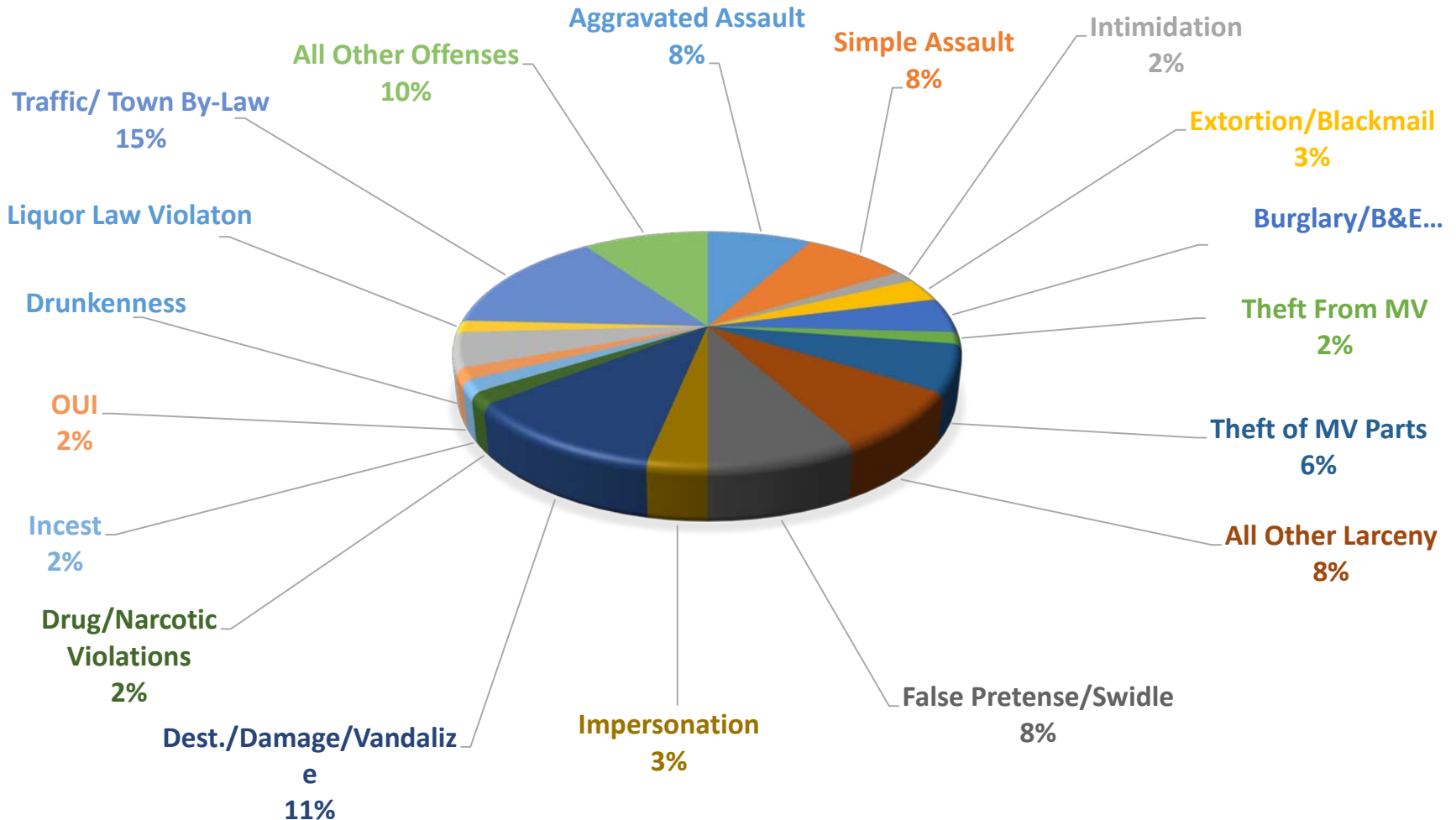
| <u>Incident Based Reporting (IBR):</u>  | <u># of incidents:</u> |
|---|------------------------|
| Aggravated Assault                      | 5                      |
| Simple Assault                          | 5                      |
| Intimidation                            | 1                      |
| Extortion / Blackmail                   | 2                      |
| Burglary / Breaking And Enteri          | 3                      |
| Theft From Motor Vehicle                | 1                      |
| Theft Of Motor Vehicle Parts O          | 4                      |
| All Other Larceny                       | 5                      |
| False Pretenses / Swindle / Co          | 5                      |
| Impersonation                           | 2                      |
| Destruction / Damage / Vandali          | 7                      |
| Drug / Narcotic Violations              | 1                      |
| Incest                                  | 1                      |
| Driving Under The Influence             | 1                      |
| Drunkenness                             | 3                      |
| Liquor Law Violations                   | 1                      |
| All Other Offenses                      | 6                      |
| Traffic, Town By-Law Offenses           | 9                      |
| <b><i>Total Incidents Reported:</i></b> | <b><i>62</i></b>       |





# Incident Based Reporting

## IBR FOR MARCH 2021





# Arrest Totals



On View Arrests Based on Incident/Warrant by Race, Sex, and Age:

|   | 00-10 | 11-17 | 18-24 | 25-34 | 35-54 | > 55 | TOTALS | Hispanic |
|---|-------|-------|-------|-------|-------|------|--------|----------|
| Asian                                     |       |       |       |       |       |      |        |          |
| Female                                    | 0     | 0     | 0     | 0     | 0     | 0    | 0      | 0        |
| Male                                      | 0     | 0     | 0     | 0     | 0     | 0    | 0      | 0        |
| Unknown                                   | 0     | 0     | 0     | 0     | 0     | 0    | 0      | 0        |
| Black                                     |       |       |       |       |       |      |        |          |
| Female                                    | 0     | 0     | 0     | 0     | 0     | 0    | 0      | 0        |
| Male                                      | 0     | 0     | 0     | 0     | 0     | 0    | 0      | 0        |
| Unknown                                   | 0     | 0     | 0     | 0     | 0     | 0    | 0      | 0        |
| American Indian/Alaskan Native            |       |       |       |       |       |      |        |          |
| Female                                    | 0     | 0     | 0     | 0     | 0     | 0    | 0      | 0        |
| Male                                      | 0     | 0     | 0     | 0     | 0     | 0    | 0      | 0        |
| Unknown                                   | 0     | 0     | 0     | 0     | 0     | 0    | 0      | 0        |
| Native Hawaiian Or Other Pacific Islander |       |       |       |       |       |      |        |          |
| Female                                    | 0     | 0     | 0     | 0     | 0     | 0    | 0      | 0        |
| Male                                      | 0     | 0     | 0     | 0     | 0     | 0    | 0      | 0        |
| Unknown                                   | 0     | 0     | 0     | 0     | 0     | 0    | 0      | 0        |
| Unknown                                   |       |       |       |       |       |      |        |          |
| Female                                    | 0     | 0     | 0     | 0     | 0     | 0    | 0      | 0        |
| Male                                      | 0     | 0     | 0     | 0     | 0     | 0    | 0      | 0        |
| Unknown                                   | 0     | 0     | 0     | 0     | 0     | 0    | 0      | 0        |
| White                                     |       |       |       |       |       |      |        |          |
| Female                                    | 0     | 0     | 0     | 0     | 2     | 0    | 2      | 0        |
| Male                                      | 0     | 0     | 1     | 0     | 0     | 1    | 1      | 0        |
| Unknown                                   | 0     | 0     | 0     | 0     | 0     | 0    | 0      | 0        |

|                |          |          |          |          |          |          |          |          |
|----------------|----------|----------|----------|----------|----------|----------|----------|----------|
| <b>Totals:</b> | <b>0</b> | <b>0</b> | <b>0</b> | <b>0</b> | <b>2</b> | <b>1</b> | <b>3</b> | <b>0</b> |
|----------------|----------|----------|----------|----------|----------|----------|----------|----------|



# Summons to Court Totals



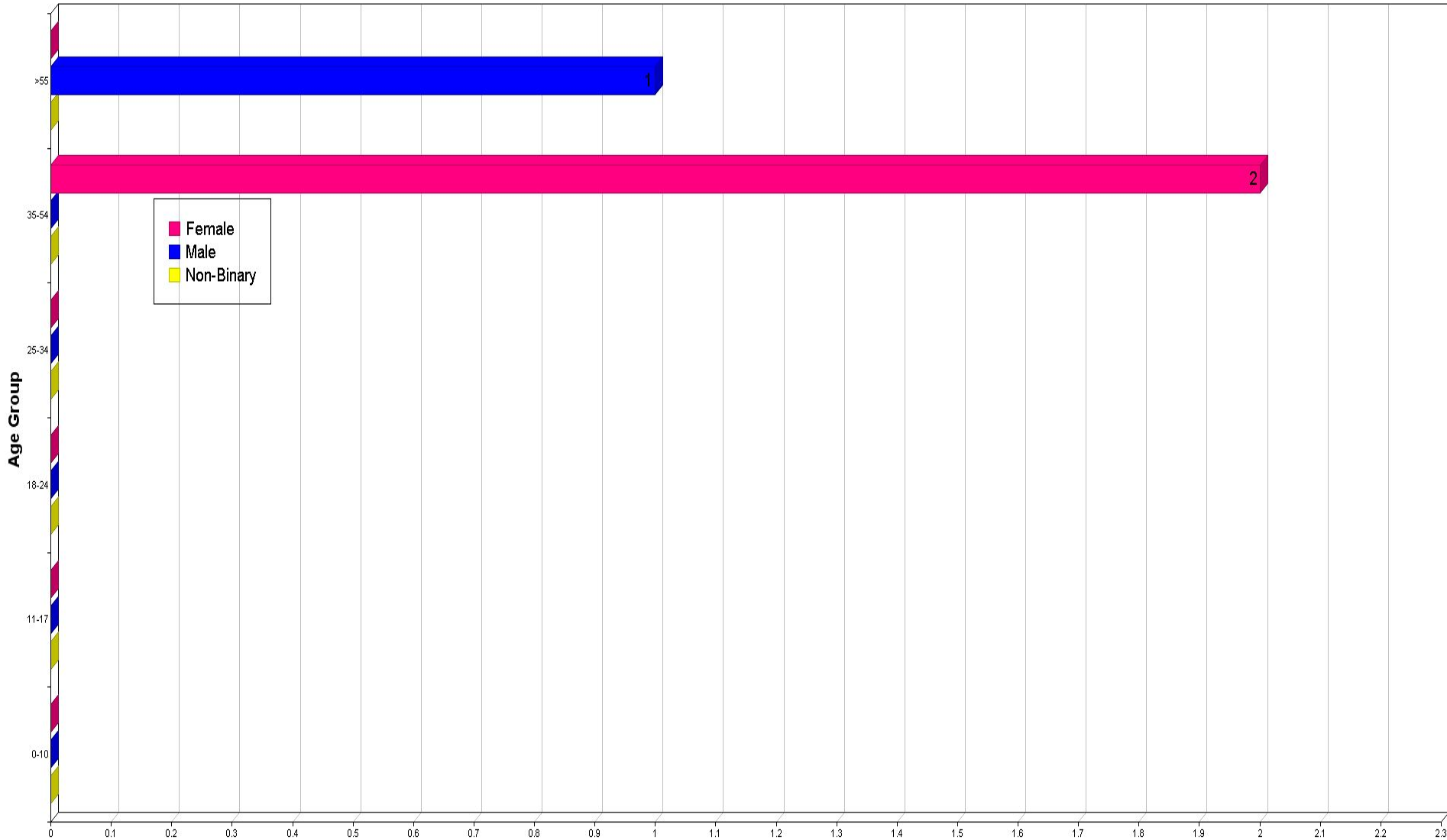
## Summons Arrests by Race, Sex, and Age:

|   | 00-10 | 11-17 | 18-24 | 25-34 | 35-54 | > 55 | TOTALS | Hispanic |
|---|-------|-------|-------|-------|-------|------|--------|----------|
| Asian                                     |       |       |       |       |       |      |        |          |
| Female                                    | 0     | 0     | 0     | 0     | 0     | 0    | 0      | 0        |
| Male                                      | 0     | 0     | 0     | 0     | 0     | 0    | 0      | 0        |
| Unknown                                   | 0     | 0     | 0     | 0     | 0     | 0    | 0      | 0        |
| Black                                     |       |       |       |       |       |      |        |          |
| Female                                    | 0     | 0     | 0     | 0     | 0     | 0    | 0      | 0        |
| Male                                      | 0     | 0     | 0     | 0     | 0     | 0    | 0      | 0        |
| Unknown                                   | 0     | 0     | 0     | 0     | 0     | 0    | 0      | 0        |
| American Indian/Alaskan Native            |       |       |       |       |       |      |        |          |
| Female                                    | 0     | 0     | 0     | 0     | 0     | 0    | 0      | 0        |
| Male                                      | 0     | 0     | 0     | 0     | 0     | 0    | 0      | 0        |
| Unknown                                   | 0     | 0     | 0     | 0     | 0     | 0    | 0      | 0        |
| Native Hawaiian Or Other Pacific Islander |       |       |       |       |       |      |        |          |
| Female                                    | 0     | 0     | 0     | 0     | 0     | 0    | 0      | 0        |
| Male                                      | 0     | 0     | 0     | 0     | 0     | 0    | 0      | 0        |
| Unknown                                   | 0     | 0     | 0     | 0     | 0     | 0    | 0      | 0        |
| Unknown                                   |       |       |       |       |       |      |        |          |
| Female                                    | 0     | 0     | 0     | 0     | 0     | 0    | 0      | 0        |
| Male                                      | 0     | 0     | 0     | 0     | 0     | 0    | 0      | 0        |
| Unknown                                   | 0     | 0     | 0     | 0     | 0     | 0    | 0      | 0        |
| White                                     |       |       |       |       |       |      |        |          |
| Female                                    | 0     | 0     | 0     | 1     | 2     | 1    | 4      | 1        |
| Male                                      | 0     | 0     | 1     | 1     | 3     | 1    | 6      | 0        |
| Unknown                                   | 0     | 0     | 0     | 0     | 0     | 0    | 0      | 0        |

|                       |                 |                 |                 |                 |                 |                 |                  |                 |
|-----------------------|-----------------|-----------------|-----------------|-----------------|-----------------|-----------------|------------------|-----------------|
| <b><i>Totals:</i></b> | <b><i>0</i></b> | <b><i>0</i></b> | <b><i>1</i></b> | <b><i>2</i></b> | <b><i>5</i></b> | <b><i>2</i></b> | <b><i>10</i></b> | <b><i>1</i></b> |
|-----------------------|-----------------|-----------------|-----------------|-----------------|-----------------|-----------------|------------------|-----------------|

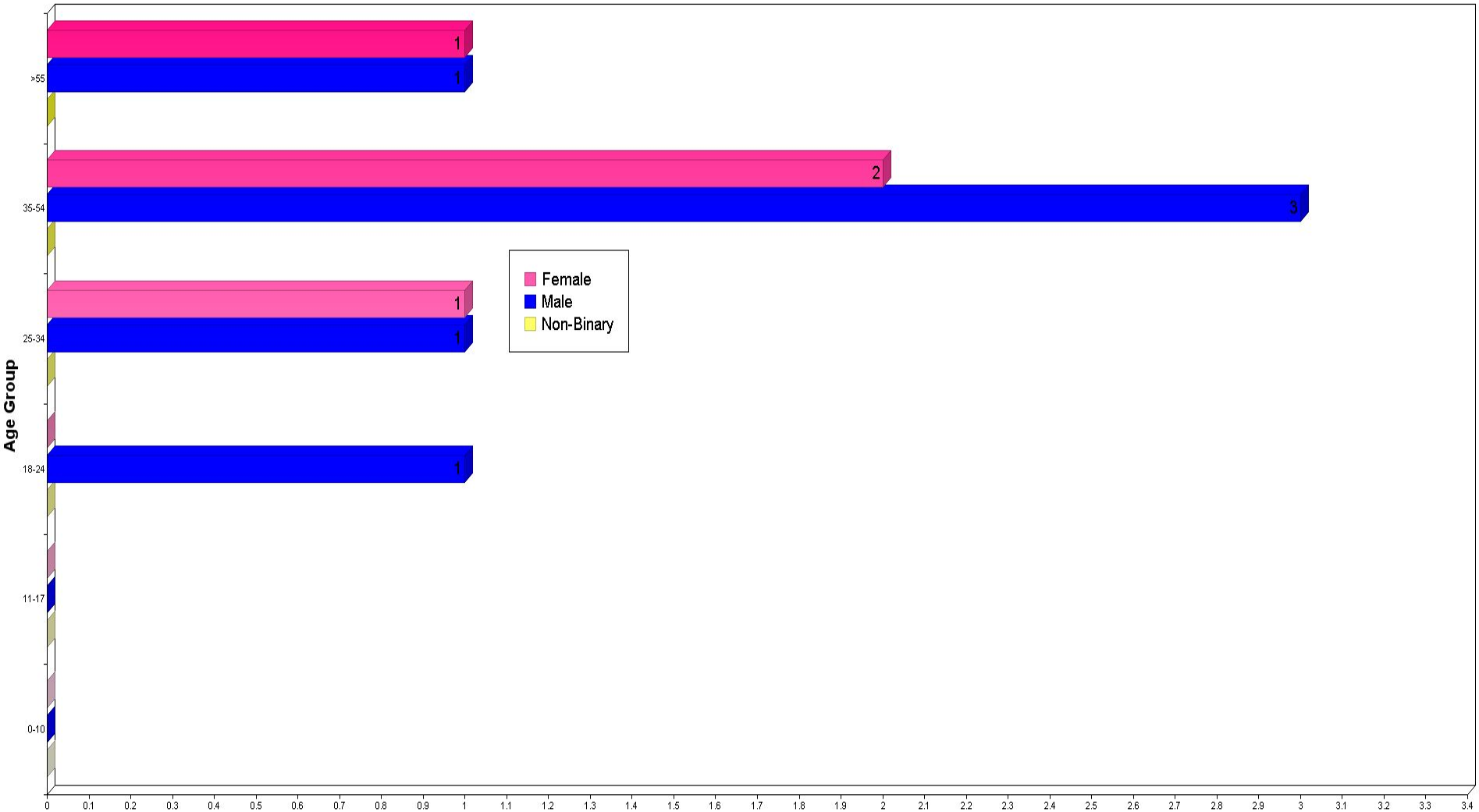


## Arrests On View & Based on Incident/Warrants By Age / Sex





## Summons Arrests By Age / Sex





# P.C. Arrests By Race, Sex and Age

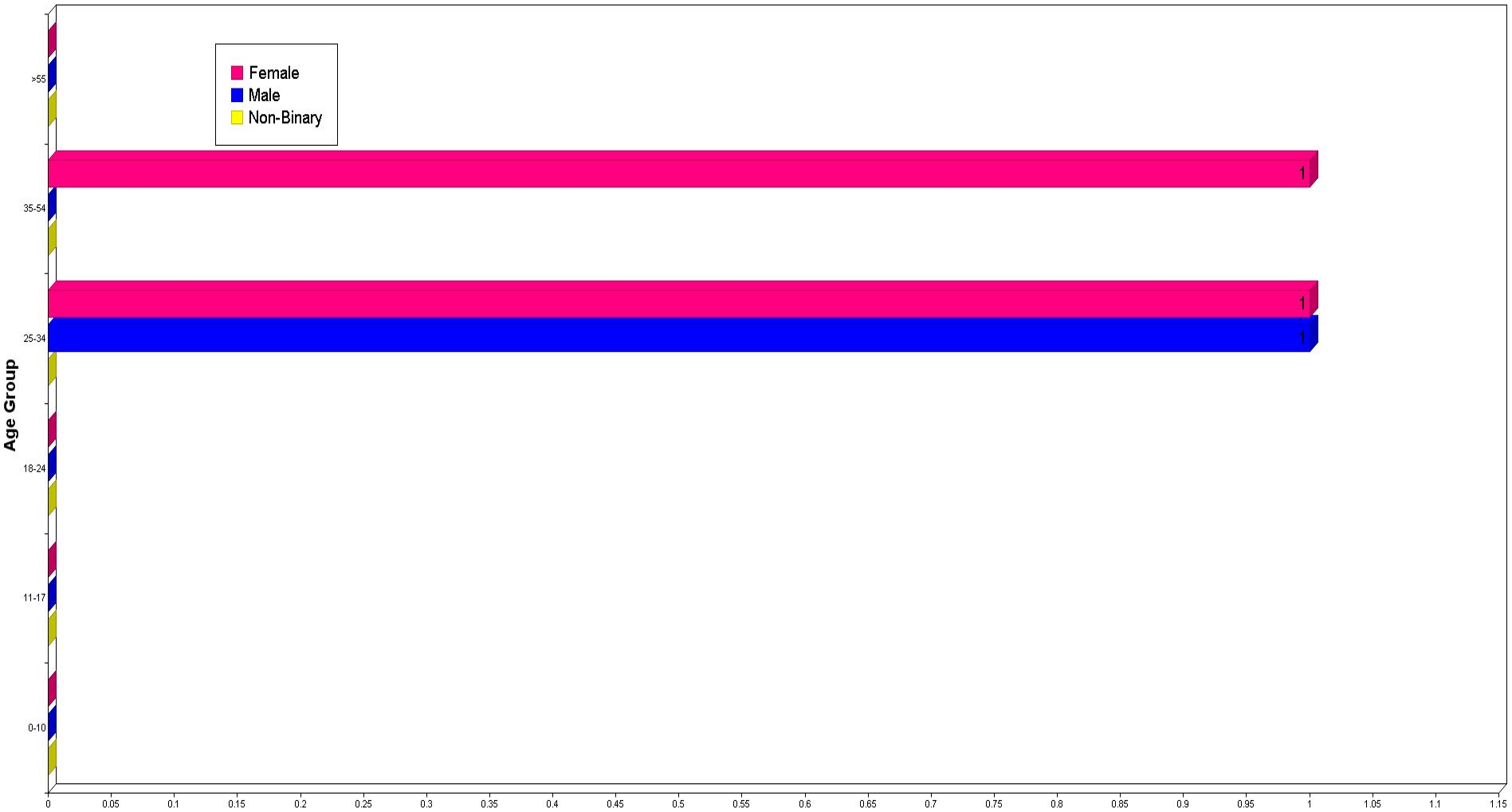
## Protective Custody Arrests by Race, Sex, and Age:

|   | 00-10 | 11-17 | 18-24 | 25-34 | 35-54 | > 55 | TOTALS | Hispanic |
|---|-------|-------|-------|-------|-------|------|--------|----------|
| Asian                                     |       |       |       |       |       |      |        |          |
| Female                                    | 0     | 0     | 0     | 0     | 0     | 0    | 0      | 0        |
| Male                                      | 0     | 0     | 0     | 0     | 0     | 0    | 0      | 0        |
| Unknown                                   | 0     | 0     | 0     | 0     | 0     | 0    | 0      | 0        |
| Black                                     |       |       |       |       |       |      |        |          |
| Female                                    | 0     | 0     | 0     | 1     | 0     | 0    | 1      | 0        |
| Male                                      | 0     | 0     | 0     | 0     | 0     | 0    | 0      | 0        |
| Unknown                                   | 0     | 0     | 0     | 0     | 0     | 0    | 0      | 0        |
| American Indian/Alaskan Native            |       |       |       |       |       |      |        |          |
| Female                                    | 0     | 0     | 0     | 0     | 0     | 0    | 0      | 0        |
| Male                                      | 0     | 0     | 0     | 0     | 0     | 0    | 0      | 0        |
| Unknown                                   | 0     | 0     | 0     | 0     | 0     | 0    | 0      | 0        |
| Native Hawaiian Or Other Pacific Islander |       |       |       |       |       |      |        |          |
| Female                                    | 0     | 0     | 0     | 0     | 0     | 0    | 0      | 0        |
| Male                                      | 0     | 0     | 0     | 0     | 0     | 0    | 0      | 0        |
| Unknown                                   | 0     | 0     | 0     | 0     | 0     | 0    | 0      | 0        |
| Unknown                                   |       |       |       |       |       |      |        |          |
| Female                                    | 0     | 0     | 0     | 0     | 0     | 0    | 0      | 0        |
| Male                                      | 0     | 0     | 0     | 0     | 0     | 0    | 0      | 0        |
| Unknown                                   | 0     | 0     | 0     | 0     | 0     | 0    | 0      | 0        |
| White                                     |       |       |       |       |       |      |        |          |
| Female                                    | 0     | 0     | 0     | 0     | 1     | 0    | 1      | 0        |
| Male                                      | 0     | 0     | 0     | 1     | 0     | 0    | 1      | 1        |
| Unknown                                   | 0     | 0     | 0     | 0     | 0     | 0    | 0      | 0        |

|                |          |          |          |          |          |          |          |          |
|----------------|----------|----------|----------|----------|----------|----------|----------|----------|
| <b>Totals:</b> | <b>0</b> | <b>0</b> | <b>0</b> | <b>2</b> | <b>1</b> | <b>0</b> | <b>3</b> | <b>1</b> |
|----------------|----------|----------|----------|----------|----------|----------|----------|----------|



## Protective Custody Arrests By Age / Sex





# Property Loss Value By Property Type:

| <u>Property Loss Value by Property Type:</u> | <u>\$ Amount</u>    |
|--|---------------------|
| Alcohol                                      | \$ 10.00            |
| Automobiles                                  | \$ 23,580.00        |
| Bicycles                                     | \$ 300.00           |
| Computer Hardware/Software                   | \$ 800.00           |
| Credit/Debit Cards                           | \$ 200.00           |
| Drugs/Narcotics                              | \$ 1.00             |
| Household Goods                              | \$ 30.00            |
| Jewelry/Precious Metals                      | \$ 7,501.00         |
| Money  | \$ 46,158.00        |
| Purses/Handbags/Wallets                      | \$ 40.00            |
| Structures-Single Occupancy Dwellings        | \$ 702.00           |
| Structures-Other Commercial/Business         | \$ 750.00           |
| Vehicle Parts/Accessories                    | \$ 2,050.00         |
| Chemicals                                    | \$ 499.00           |
| Identity Documents                           | \$ 11.00            |
| Identity-Intangible                          | \$ 10.00            |
| Other  | \$ 1,677.00         |
| Weapons-Other(Knives, Swords, Etc)           | \$ 10.00            |
| <b>Total Monetary Loss:</b>                  | <b>\$ 84,329.00</b> |





## Weapons (s) Involved in Offense:

| <u>Type of Weapon Used:</u>        | <u>Occurrences:</u> | <u>Percentage:</u> |
|------------------------------------|---------------------|--------------------|
| Blunt Object                       | 1                   | 1.60%              |
| Personal Weapons (hands/feet etc.) | 8                   | 12.90%             |
| Other                              | 1                   | 1.60%              |
| None                               | 52                  | 83.90%             |
| <b>Total Occurrences:</b>          | <b>62</b>           | <b>100.00%</b>     |



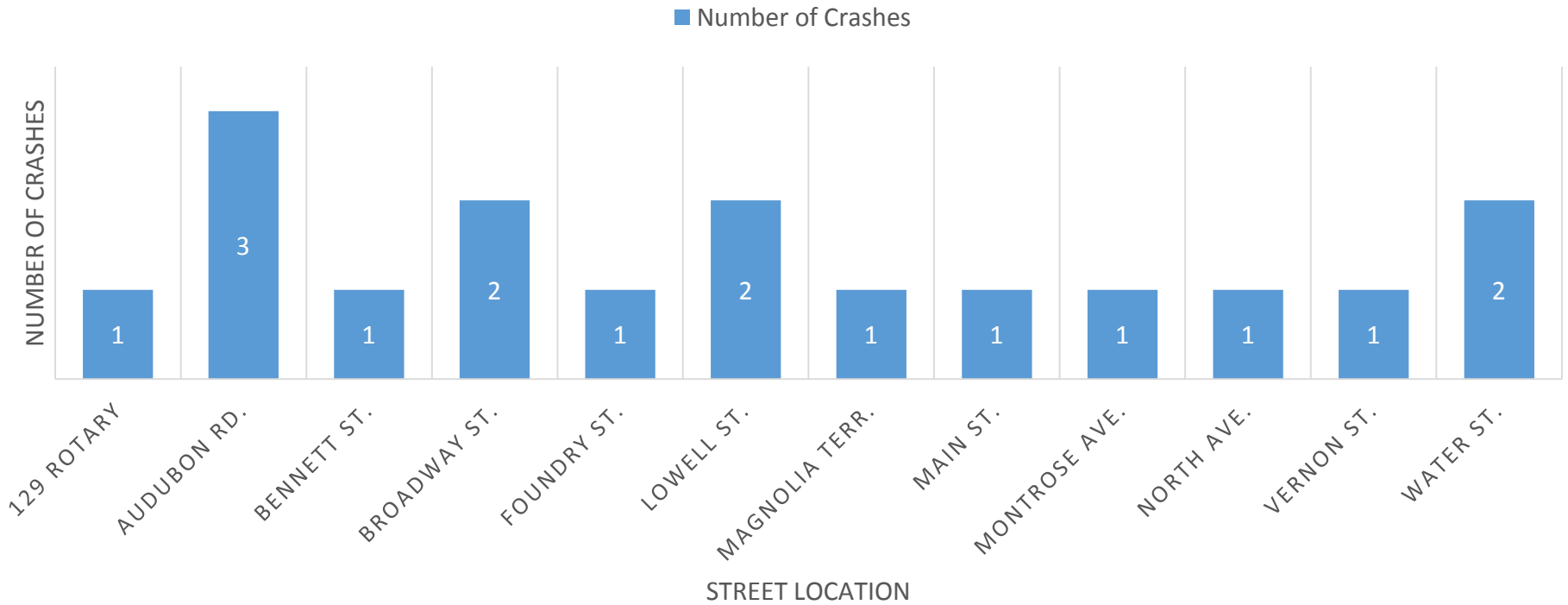
# Crash Locations:



| <u>Street/Location:</u> | <u>Injuries:</u> | <u>Fatalities:</u> | <u>OUI Involved:</u> | <u>Pedestrian:</u> | <u>Bicyclists:</u> | <u># of Accidents</u> |
|-------------------------|------------------|--------------------|----------------------|--------------------|--------------------|-----------------------|
| 129 ROTARY              | 0                | 0                  | 0                    | 0                  | 0                  | 1                     |
| AUDUBON RD              | 1                | 0                  | 0                    | 1                  | 0                  | 3                     |
| BENNETT ST              | 0                | 0                  | 0                    | 0                  | 0                  | 1                     |
| BROADWAY                | 0                | 0                  | 0                    | 0                  | 0                  | 2                     |
| FOUNDRY ST              | 0                | 0                  | 0                    | 0                  | 0                  | 1                     |
| LOWELL ST               | 0                | 0                  | 0                    | 0                  | 0                  | 2                     |
| MAGNOLIA TER            | 0                | 0                  | 0                    | 0                  | 0                  | 1                     |
| MAIN ST                 | 0                | 0                  | 0                    | 0                  | 0                  | 1                     |
| MONTROSE AVE            | 0                | 0                  | 0                    | 0                  | 0                  | 1                     |
| NORTH AVE               | 0                | 0                  | 0                    | 0                  | 0                  | 1                     |
| VERNON ST               | 1                | 0                  | 0                    | 0                  | 0                  | 1                     |
| WATER ST                | 1                | 0                  | 0                    | 0                  | 0                  | 2                     |
| <b><i>Totals:</i></b>   | <b><i>3</i></b>  | <b><i>0</i></b>    | <b><i>0</i></b>      | <b><i>1</i></b>    | <b><i>0</i></b>    | <b><i>17</i></b>      |

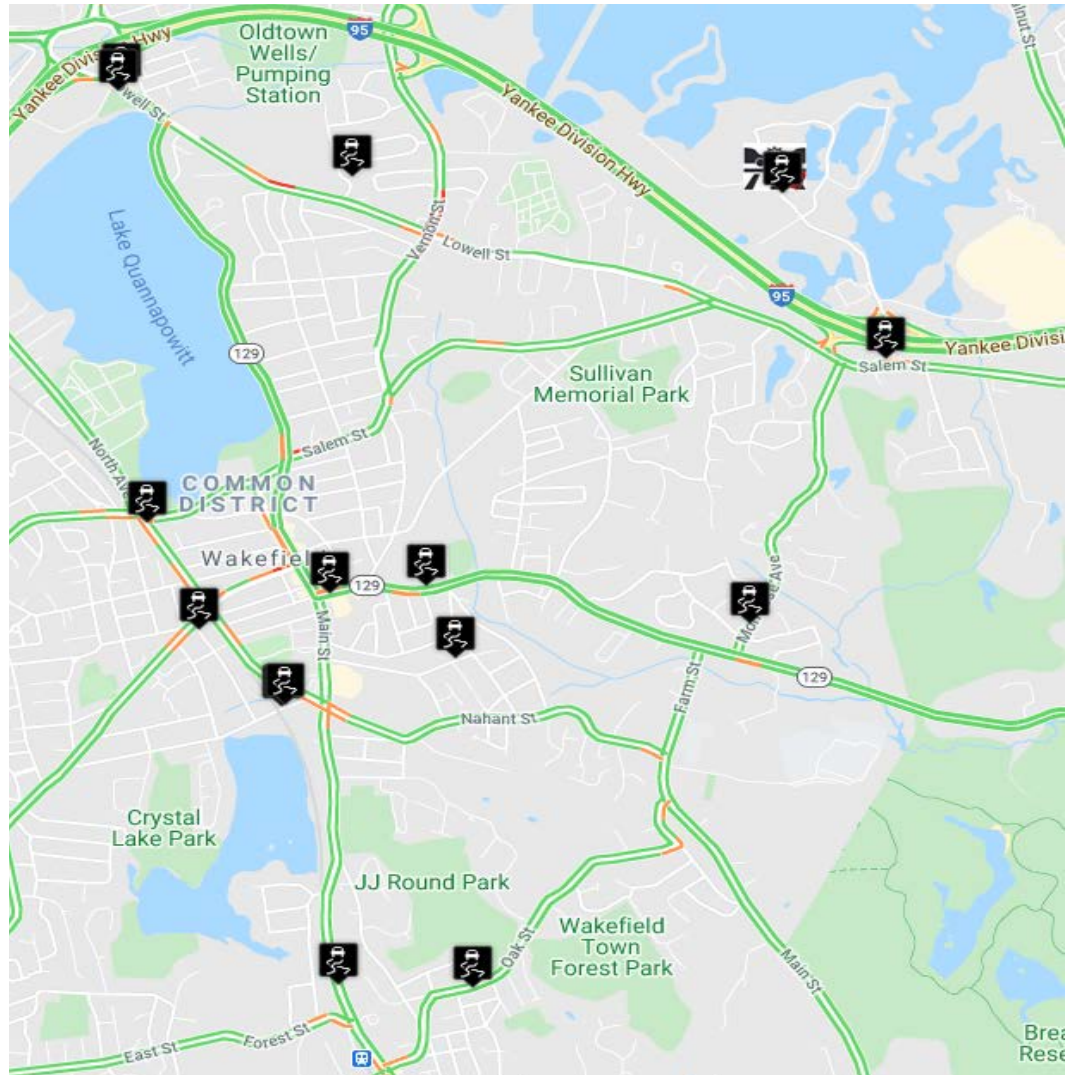


# CRASH LOCATION GRAPH:





# CRASH LOCATION MAP:





# Motor Vehicle Violations:



| <u>State Law:</u> | <u>Fine Total:</u> | <u>Civil:</u> | <u>Warnings:</u> | <u>Arrests:</u> | <u>Criminal App.</u> | <u>Totals:</u> |
|-------------------|--------------------|---------------|------------------|-----------------|----------------------|----------------|
| 540CMR205         | \$ -               | 0             | 1                | 0               | 0                    | 1              |
| 89 / 11           | \$ -               | 0             | 1                | 0               | 0                    | 1              |
| 89 / 4A           | \$ -               | 0             | 2                | 0               | 0                    | 2              |
| 89 / 4B           | \$ -               | 0             | 1                | 0               | 0                    | 1              |
| 89 / 8            | \$ -               | 0             | 4                | 0               | 0                    | 4              |
| 89 / 9            | \$ 105.00          | 2             | 14               | 0               | 0                    | 16             |
| 90 / 10           | \$ -               | 1             | 3                | 0               | 1                    | 5              |
| 90 / 11           | \$ 40.00           | 2             | 2                | 0               | 0                    | 4              |
| 90 / 13A          | \$ -               | 1             | 1                | 0               | 0                    | 2              |
| 90 / 13B/A        | \$ -               | 0             | 3                | 0               | 0                    | 3              |
| 90 / 14           | \$ -               | 0             | 1                | 0               | 1                    | 2              |
| 90 / 14B          | \$ -               | 0             | 1                | 0               | 0                    | 1              |
| 90 / 16           | \$ -               | 0             | 1                | 0               | 0                    | 1              |
| 90 / 17           | \$ -               | 0             | 8                | 0               | 0                    | 8              |
| 90 / 18           | \$ 355.00          | 2             | 27               | 0               | 1                    | 30             |
| 90 / 20           | \$ -               | 0             | 5                | 0               | 0                    | 5              |
| 90 / 23           | \$ -               | 0             | 0                | 0               | 2                    | 2              |
| 90 / 24           | \$ -               | 0             | 0                | 0               | 1                    | 1              |
| 90 / 24I          | \$ -               | 0             | 0                | 0               | 1                    | 1              |
| 90 / 26A          | \$ -               | 0             | 1                | 0               | 0                    | 1              |
| 90 / 34J          | \$ -               | 0             | 0                | 0               | 1                    | 1              |
| 90 / 6            | \$ -               | 0             | 5                | 0               | 0                    | 5              |
| 90 / 7            | \$ -               | 0             | 10               | 0               | 0                    | 10             |
| 90 / 9            | \$ -               | 0             | 1                | 0               | 0                    | 1              |
| <b>TOTALS</b>     | <b>\$ 500.00</b>   | <b>8</b>      | <b>92</b>        | <b>0</b>        | <b>8</b>             | <b>108</b>     |



# Citation Statistics:



## Citation Statistics March 2021:

## Total Citations Issued: 88

|                          |    |       |
|--------------------------|----|-------|
| Arrest-                  | 0  | 0.0%  |
| Civil-                   | 4  | 4.5%  |
| Complaint-               | 4  | 4.5%  |
| Warning-                 | 77 | 87.5% |
| Verbal-                  | 64 |       |
| Void-                    | 3  | 3.4%  |
| Speed measured by Radar- | 37 | 42.0% |

|                               |    |       |
|-------------------------------|----|-------|
| Speed Not Measured-           | 48 | 54.5% |
| Accident Occurred-            | 2  | 2.3%  |
| Citation Issued to OWNER-     | 0  | 0.00% |
| Road Divided-                 | 0  | 0.00% |
| CDL Licenses-                 | 0  | 0.00% |
| Commercial Vehicle-           | 0  | 0.00% |
| Hazardous Materials Involved- | 0  | 0.00% |

|                              |         |    |
|------------------------------|---------|----|
| Average speed (charged)      | 46MPH   |    |
| Average speed limit          | 29MPH   |    |
| Average MPH over speed limit | 1675MPH | 75 |



# Citation Map:

