

Wakefield Police Department

est. 1868



Steven A. Skory
Chief of Police



Monthly Report for July 2021

Prepared by Sergeant Jon P. Burnham



Steven A. Skory
Chief of Police

WAKEFIELD POLICE DEPARTMENT OFFICE OF THE CHIEF

One Union Street, Wakefield, Massachusetts, 01880



July 2021 Highlights

On July 3rd, we were called to assist the Massachusetts State Police with a traffic stop involving a group of heavily armed individuals along route 95. This manifested into a highly challenging and highly dangerous standoff event that continued for many hours with a group called "Rise of the Moors" who have a sovereign ideology. We were responsible for securing a large area on the west side of town. Dozens of WPD officers answered the call along with many additional officers and assets from NEMLEC communities. Our members performed at a very high level throughout the incident and we were thankful it was brought to a safe conclusion without any injuries.

On July 17th, Officer Joe Lyons was on motorcycle patrol when he heard a radio broadcast from the Danvers Police Department looking for a grey Chevrolet Malibu occupied by several individuals wanted for a crime in their town involving a firearm. Officer Lyons positioned himself in the area of the Route 129 rotary to watch for this vehicle. A short time later he heard a Lynnfield officer broadcast that he was following the vehicle in question and they were exiting the highway onto the Rt 129 Rotary. Officer Lyons was able to assist the Lynnfield Officer and the Massachusetts State Police with a traffic stop. The occupants of the vehicle were taken into custody without incident and transported to the Danvers police station.

On July 25th, Officers responded to the area of Prospect Street and Elm Street for a report of a female throwing objects at cars. No damage to vehicles had been reported. Upon arrival Officer Kelley Tobyne immediately recognized the adult female as someone that we have dealt with many times for mental health issues. Officer Tobyne has a rapport with this individual and was quickly able to deescalate her from her current state of mind. Peace was quickly restored and a follow-up was conducted with the female to discuss service options.

On July 27th, Officers responded to an apartment building for a suicidal male who was demanding the police kill him. Several officers responded and could immediately hear someone yelling inside the building. Officers assigned to dispatch were attempting to deescalate the male over the phone while officers on scene knocked at the door. The male eventually opened the door for Officers. The male was visibly agitated and was not wearing clothes. Officers advised they were there to help him, however he continued to make aggressive statements and movements. He then lunged towards the holster of one of the officers and tried to grab the Officer's firearm. There was a struggle, but they were able to secure him in handcuffs for his safety and theirs while awaiting transport to the hospital for a mental health evaluation. He was transported to the hospital by ambulance with police assistance. His aggressive behavior continued while in the ambulance and at the hospital. Fortunately, no injuries were reported to anyone involved.

Both of our K9's "Luna" and "Samy" were busy throughout July visiting with members of all ages from our community. They bring smiles to faces wherever they go. We anticipate that their popularity will continue throughout the summer and for many years to come. Tom Stapleton has produced a television show for WCAT titled "Positive Policing in Wakefield". His most recent episode focuses on Luna and Samy, as well as Officers Ryan Doran and Kelley Tobyne.

Respectfully Yours,

A handwritten signature in black ink, appearing to read "Steven A. Skory". The signature is fluid and cursive, with a large, stylized "S" at the beginning and a long, sweeping underline that extends to the right.

Steven A. Skory
Chief of Police



Calls for Service



<u>Call Reason:</u>	<u>July '21</u>	<u>June '21</u>	<u>July '20</u>				
911 Abandoned/Hang-up/Accident	67	77	43	Escort / Transport	9	5	0
Abuse - Child- Elder- Disabled	1	1	0	Fire - Auto / Bldg. / Other	9	11	9
Alcohol Compliance Check	0	1	0	Fireworks Complaint	13	4	29
Alarm – Fire	9	9	3	Gas / Light Department Call	4	2	3
Alarm - Burg / Hold Up / B & E	70	67	53	Gun Shots	2	0	0
Animal Calls	20	29	6	Harassment/Threats/Phone/All	4	6	13
Arrest	1	0	0	Protection Order Violation	1	0	0
Assault	4	4	0	Internal Report	1	1	1
Assist Citizen	7	14	12	Intelligence	0	0	1
Assist Other Agency	22	12	20	Larceny / Forgery / Fraud	23	22	42
Burglary (Building) / B & E	1	2	3	Lockout - House / M V	7	2	7
Comfort Dog Response	5	0	0	Lost / Found / Safe Keeping	10	9	10
Civil Fingerprinting	3	0	2	Medical Aid	183	167	153
Check On Person / Location	82	85	84	Miscellaneous	1	4	0
CIT Response	53	43	38	Missing Person / Runaway	4	5	2
CORI / RMV Dissemination Log	6	8	3	Mutual Aid	0	2	1
Child Seat Safety	6	6	15	M / V - Crash	49	45	42
Debris In Street	0	4	2	M / V - Abandoned	1	2	1
Details Needed	1	0	1	M / V - Crash Police Vehicle	0	1	0
Detective Investigation	1	0	1	M / V - B & E / Larceny From	0	0	5
Disturbance	69	53	67	M / V - Disabled	9	10	6
Domestic Issue	30	28	33	M / V - Repossession	2	3	3
Directed Patrol	50	74	25	M/V Stop	44	63	186
D P W Call	6	5	7	M / V - Theft	1	0	1
Drug Offense	0	1	0	M / V - Violation	19	9	25



Calls for Service cont...



<u>Call Reason cont...</u>	<u>July '21</u>	<u>June '21</u>	<u>July '21</u>
NEMLEC Callout	5	7	2
Notification	4	1	0
Drug Overdose (Suspected)	3	3	2
Officer Injured	1	0	0
Parking Issue	18	18	14
Protective Custody	0	0	1
Police Equipment Problems	1	1	0
Property Inspections	146	151	174
Public Records Request	35	22	28
Prisoner Transport	5	8	9
Railroad Complaint	4	2	2
Recovered Syringe	0	0	1
Request Police Officer	22	27	11
Restraining Order Service	11	13	14
Assist Schools	1	6	0
Sex Offenses - (All)	3	1	1
Shoplifting	0	0	1
Solicitors	0	6	7
Summons / Warrant Service	4	8	2
Suspicious Activity	30	17	19
Threats	2	5	5
Traffic Services	5	5	3
Trash Dumping	0	1	1
Trespassing	6	4	11
Trespass Tow	4	2	0

Unwanted Person(s)	7	0	1
Vandalism	6	10	8
Void Citation	0	0	3
Warrant of Apprehension	3	0	2
Wires Down	2	4	3
Warrant Service	0	1	1

Totals:	1238	1219	1284
----------------	-------------	-------------	-------------



Offense Listing- M.G.L.

Massachusetts General Law Violations:



State Offenses for July 2021:

of Offenses:

A&B INDECENT	2
A&B WITH DANGEROUS WEAPON	1
ASSAULT W/DANGEROUS WEAPON	1
A&B	2
ASSAULT & BATTERY ON INTIMATE	5
ASSAULT ON INTIMATE PARTNER	1
STRANGULATION OR SUFFOCATION	1
THREAT TO COMMIT CRIME	1
B&E BUILDING NIGHTTIME FOR FELONY	1
ATTEMPTED LARCENY; ATM	1
LARCENY OVER \$1200	5
LARCENY UNDER \$1200	2
USE MV WITHOUT AUTHORITY	1
LARCENY OVER \$250	1
IDENTITY FRAUD	5
VANDALIZE PROPERTY c266 §126A	5
SCHOOL, VANDALIZE	1
INDECENT A&B ON CHILD UNDER 14	1
PROTECTIVE CUSTODY	3
ABUSE PREVENTION ORDER, VIOLATE	1
WARRANT ARREST	1
UNLICENSED OPERATION OF MV	2
INSPECTION/STICKER, NO	1
NUMBER PLATE VIOLATION TO CONC	1
LEAVE SCENE OF PROPERTY DAMAGE	5
LEAVING THE SCENE OF A COLLISION	1
LIGHTS VIOLATION, MV	1
UNREGISTERED MOTOR VEHICLE	1

Total Number of Offenses:

54



Offenses (IBR) By Month



Incident Based Reporting:

of Incidents:

Indecent A&B	2
Aggravated Assault	2
Simple Assault	9
Intimidation	1
Burglary / Breaking And Entering	2
All Other Larceny	5
Motor Vehicle Theft	1
False Pretenses / Swindle / Coerce	3
Impersonation	5
Destruction / Damage / Vandalize	
Statutory Rape	1
Drunkenness	3
All Other Offenses	2
Traffic, Town By-Law Offenses	12

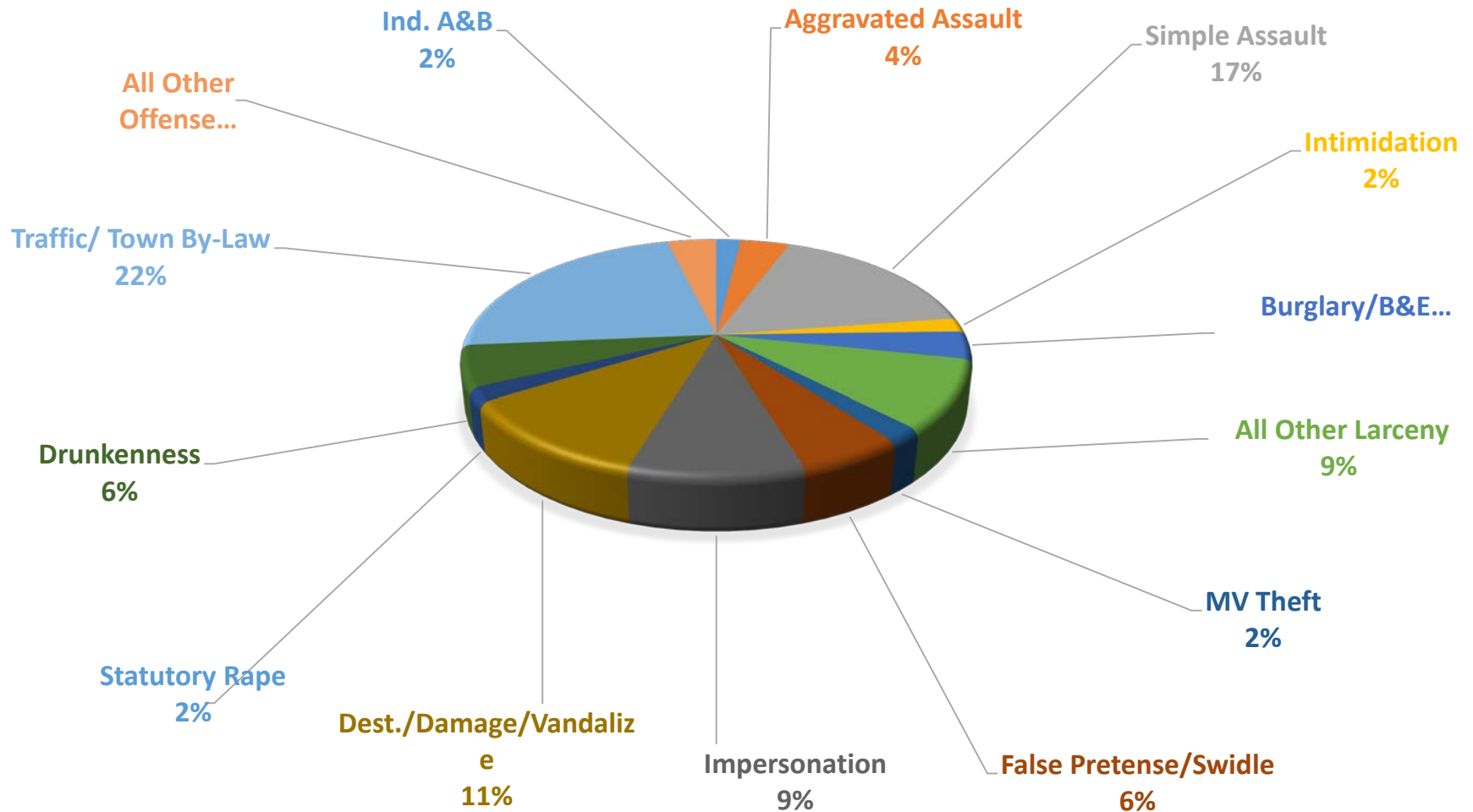
Total # of Incidents Reported:

54



Incident Based Reporting

IBR FOR JULY 2021





Arrest Totals

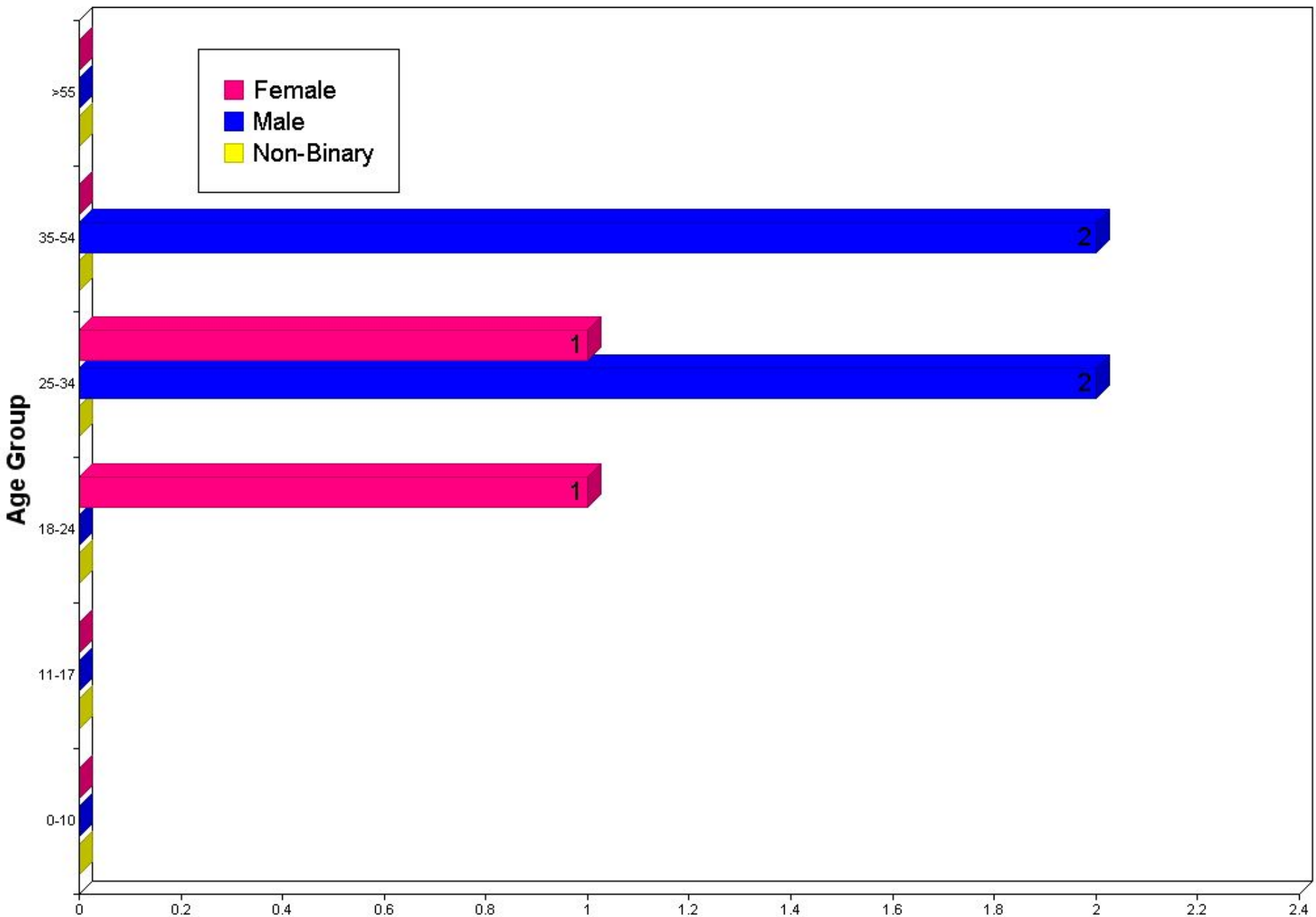


On View Arrests Based on Incident/Warrant by Race, Sex, and Age:

	00-10	11-17	18-24	25-34	35-54	> 55	TOTALS	Hispanic
Asian								
Female	0	0	0	0	0	0	0	0
Male	0	0	0	0	0	0	0	0
Unknown	0	0	0	0	0	0	0	0
Black								
Female	0	0	0	0	0	0	0	0
Male	0	0	0	0	0	0	0	0
Unknown	0	0	0	0	0	0	0	0
American Indian/Alaskan Native								
Female	0	0	0	0	0	0	0	0
Male	0	0	0	0	0	0	0	0
Unknown	0	0	0	0	0	0	0	0
Native Hawaiian Or Other Pacific Islander								
Female	0	0	0	0	0	0	0	0
Male	0	0	0	0	0	0	0	0
Unknown	0	0	0	0	0	0	0	0
Unknown								
Female	0	0	0	0	0	0	0	0
Male	0	0	0	0	0	0	0	0
Unknown	0	0	0	0	0	0	0	0
White								
Female	0	0	1	1	0	0	2	0
Male	0	0	0	2	2	0	4	0
Unknown	0	0	0	0	0	0	0	0

Totals:	0	0	1	3	2	0	6	0
----------------	----------	----------	----------	----------	----------	----------	----------	----------

Arrests On View & Based on Incident/Warrants By Age / Sex





Summons to Court Totals

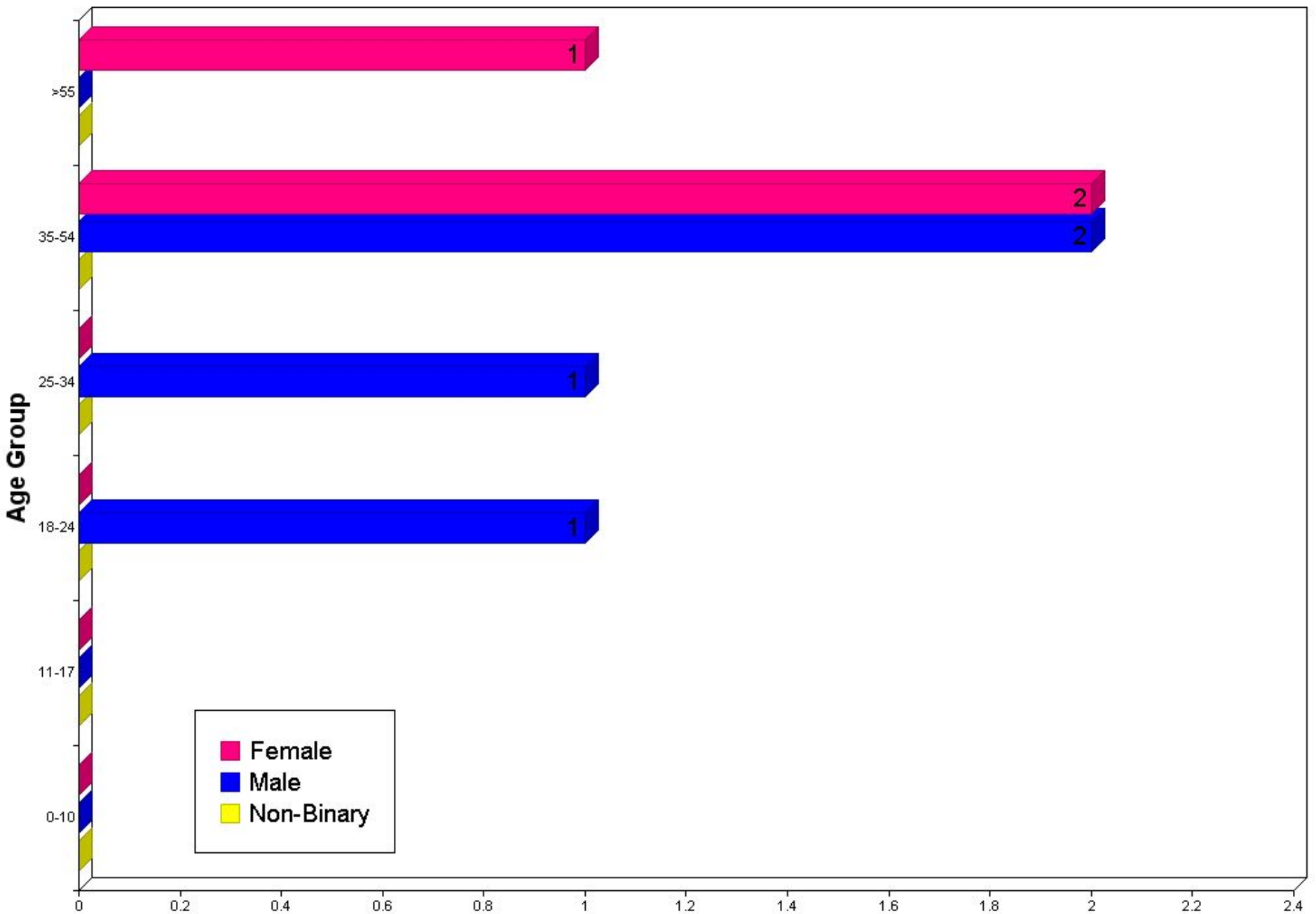


Summons Arrests by Race, Sex, and Age:

	00-10	11-17	18-24	25-34	35-54	> 55	TOTALS	Hispanic
Asian								
Female	0	0	0	0	0	0	0	0
Male	0	0	0	0	0	0	0	0
Unknown	0	0	0	0	0	0	0	0
Black								
Female	0	0	0	0	1	0	1	0
Male	0	0	1	0	0	0	1	1
Unknown	0	0	0	0	0	0	0	0
American Indian/Alaskan Native								
Female	0	0	0	0	0	0	0	0
Male	0	0	0	0	0	0	0	0
Unknown	0	0	0	0	0	0	0	0
Native Hawaiian Or Other Pacific Islander								
Female	0	0	0	0	0	0	0	0
Male	0	0	0	0	0	0	0	0
Unknown	0	0	0	0	0	0	0	0
Unknown								
Female	0	0	0	0	0	0	0	0
Male	0	0	0	0	0	0	0	0
Unknown	0	0	0	0	0	0	0	0
White								
Female	0	0	0	0	1	1	2	0
Male	0	0	0	1	2	0	3	0
Unknown	0	0	0	0	0	0	0	0

<i>Totals:</i>	<i>0</i>	<i>1</i>	<i>1</i>	<i>2</i>	<i>4</i>	<i>0</i>	<i>8</i>	<i>1</i>
-----------------------	-----------------	-----------------	-----------------	-----------------	-----------------	-----------------	-----------------	-----------------

Summons Arrests By Age / Sex



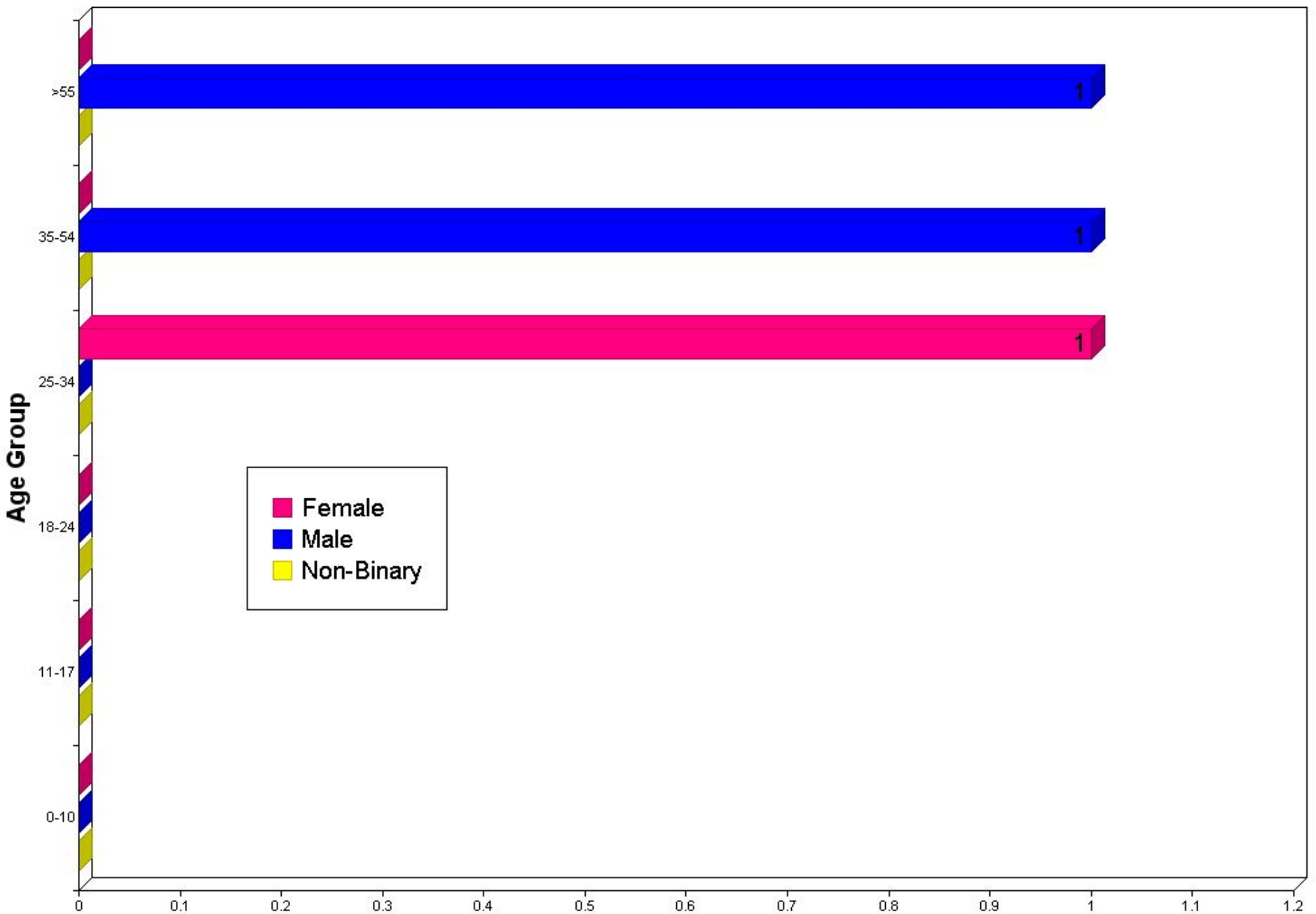


P.C. Arrests By Race, Sex and Age

Protective Custody Arrests by Race, Sex, and Age:

	00-10	11-17	18-24	25-34	35-54	> 55	TOTALS	Hispanic
Asian								
Female	0	0	0	0	0	0	0	0
Male	0	0	0	0	0	0	0	0
Unknown	0	0	0	0	0	0	0	0
Black								
Female	0	0	0	0	0	0	0	0
Male	0	0	0	0	0	0	0	0
Unknown	0	0	0	0	0	0	0	0
American Indian/Alaskan Native								
Female	0	0	0	0	0	0	0	0
Male	0	0	0	0	0	0	0	0
Unknown	0	0	0	0	0	0	0	0
Native Hawaiian Or Other Pacific Islander								
Female	0	0	0	0	0	0	0	0
Male	0	0	0	0	0	0	0	0
Unknown	0	0	0	0	0	0	0	0
Unknown								
Female	0	0	0	0	0	0	0	0
Male	0	0	0	0	0	0	0	0
Unknown	0	0	0	0	0	0	0	0
White								
Female	0	0	0	1	0	0	1	0
Male	0	0	0	0	1	1	2	0
Unknown	0	0	0	0	0	0	0	0
Totals:	0	0	0	1	1	1	3	0

Protective Custody Arrests By Age / Sex





Property Loss Value By Property Type:

<u>Property Loss Value by Property Type:</u>	<u>\$ Amount:</u>
Automobiles	\$ 16,621.00
Bicycles	\$ 190.00
Credit/Debit Cards	\$ 2,670.00
Money	\$ 127,210.00
Purses/Handbags/Wallets	\$ 400.00
Recordings-Audio/Visual	\$ 10.00
Tools	\$ 1.00
Identity Documents	\$ 2.00
Lawn/Yard/Garden Equipment	\$ 100.00
Portable Electronic Communications	\$ 300.00
Other	\$ 1,120.00
Total Monetary Loss:	\$ 148,624.00



Weapons (s) Involved in Offense:

<u>Type of Weapon Used:</u>	<u>Occurrence's:</u>	<u>Percentage:</u>
Blunt Object	2	3.70%
Personal Weapons (Hands/Feet/Etc)	9	16.70%
Unknown	2	3.70%
None	41	75.90%
Total Occurrences:	54	100.00%



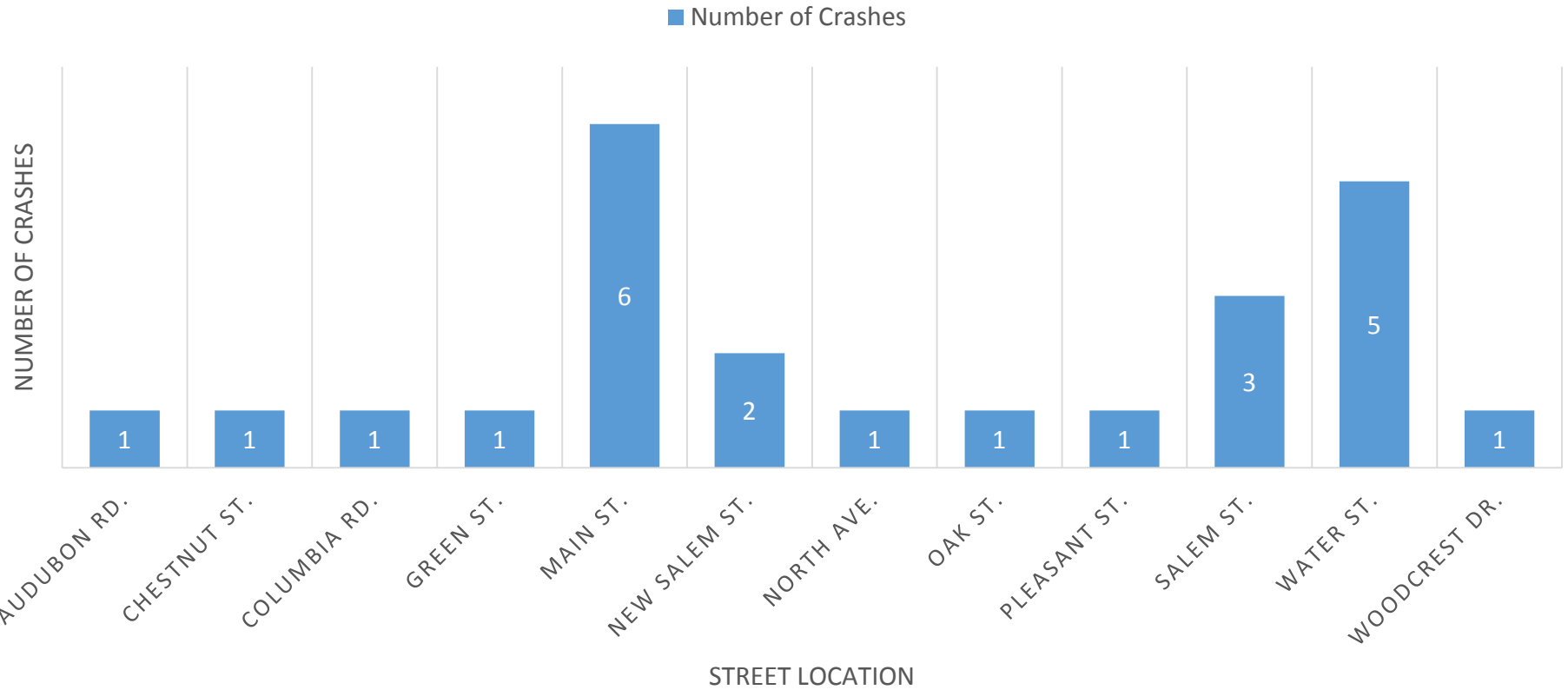
Crash Locations:



<u>Street/Location:</u>	<u>Injuries:</u>	<u>Fatalities:</u>	<u>OUI Involv.</u>	<u>Pedestrian:</u>	<u>Bicyclists:</u>	<u># of Accidents:</u>
ALBION ST	0	0	0	0	0	1
AUDUBON RD	0	0	0	0	0	1
CHESTNUT ST	0	0	0	0	0	1
COLUMBIA RD	0	0	0	0	0	1
GREEN ST	0	0	0	0	0	1
MAIN ST	3	0	0	1	0	6
NEW SALEM ST	0	0	0	0	0	2
NORTH AVE	0	0	0	0	0	1
OAK ST	0	0	0	0	0	1
PLEASANT ST	1	0	0	0	1	1
SALEM ST	0	0	0	0	0	3
WATER ST	0	0	0	0	0	5
WOODCREST DR	0	0	0	0	0	1
Totals:	4	0	0	1	1	25

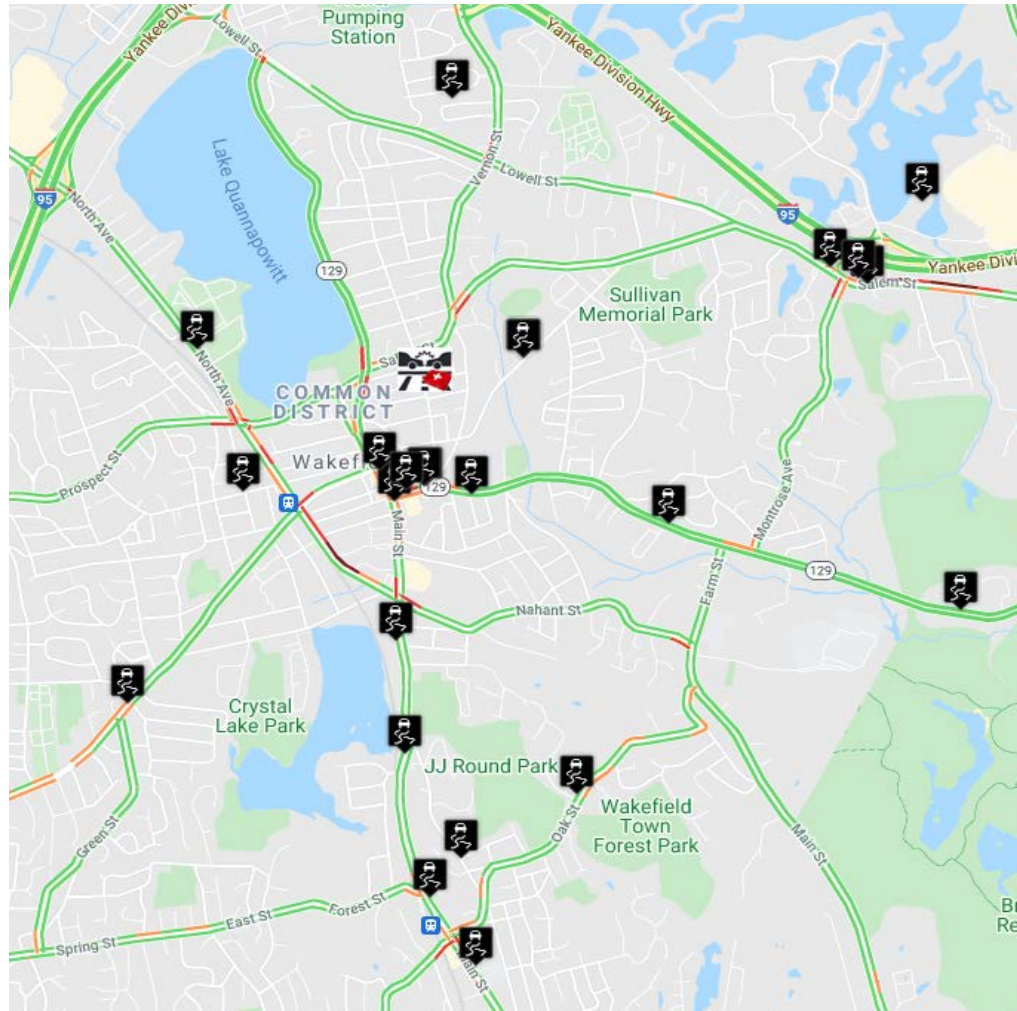


CRASH LOCATION GRAPH:





CRASH LOCATION MAP:





Motor Vehicle Violations:



<u>State Law:</u>	<u>Fine Total:</u>	<u>Civil:</u>	<u>Warnings:</u>	<u>Arrests:</u>	<u>Criminal App:</u>	<u>Totals:</u>
89 / 11	\$ -	0	2	0	0	2
89 / 4A	\$ 105.00	1	0	0	0	1
89 / 4B	\$ -	0	2	0	0	2
89 / 8	\$ -	0	3	0	0	3
89 / 9	\$ 105.00	1	1	0	0	2
90 / 10	\$ -	0	0	0	2	2
90 / 13B/A	\$ -	0	1	0	0	1
90 / 14	\$ -	0	0	0	0	1
90 / 16	\$ -	0	3	0	0	3
90 / 17	\$ -	0	1	0	0	1
90 / 18	\$ 155.00	1	3	0	0	4
90 / 20	\$ -	0	1	0	1	2
90 / 7	\$ -	0	1	0	1	2
90 / 9	\$ 105.00	1	1	0	0	2
Totals:	\$ 470.00	4	19	0	4	28



Citation Statistics:



Citation Statistics July 2021:

Total Citations Issued: 25

Arrest-	0	0.0%
Civil-	4	16.0%
Complaint-	2	8.0%
Warning-	18	72.0%
Void-	0	0.0%
Speed measured by Radar-	5	20.0%

Speed Not Measured-	20	80.0%
Accident Occurred-	1	4.0%
Citation Issued to OWNER-	0	0.00%
Road Divided-	0	0.00%
CDL Licenses-	0	0.00%
Commercial Vehicle-	0	0.00%
Hazardous Materials Involved-	0	0.00%

Average speed (charged)	47MPH
Average speed limit	28MPH
Average MPH over speed limit	19MPH



Citation Map:

