

Wakefield Police Department

est. 1868



Steven A. Skory
Chief of Police



Monthly Report for February 2021

Prepared by Sgt. Jon P. Burnham



Steven A. Skory
Chief of Police

WAKEFIELD POLICE DEPARTMENT OFFICE OF THE CHIEF

One Union Street, Wakefield, Massachusetts, 01880



February 2021 Highlights

On February 4th, we received a report of a male juvenile out of Boston who had been reported missing and that he may be somewhere in Wakefield. After further investigation, officers were able to locate the juvenile at the residence of an acquaintance. The subject was in an emotional crisis and was transported to the hospital for a mental health evaluation after being reunited with his parents.

On February 5th, we were dispatched to a residence on Lowell Street where the homeowner reported he had just confronted a male party in the rear of his driveway. He was not familiar with the individual and described him as wearing a blue hooded sweatshirt with some fur around the hood. Officers were able to locate an individual matching the description a short distance away. After further investigation, it was determined that this male party out of Medford had entered and rummaged through two vehicles that were parked in the calling party's driveway. He is facing two counts for Breaking and Entering into a Motor Vehicle.


Also On February 5th, we received a report of an erratic operator in the area of Main Street and Charles Street. The vehicle was described as a green Honda sedan. Officer Mark O'Brien and new Officer Alexander Jancsy were on a motor vehicle stop in that area and observed a vehicle matching the description heading north on Main Street at a high rate of speed. They observed the Honda then tailgating the vehicle in front and then make a left-hand turn onto North Avenue. They were able to quickly radio this information to other units. Shortly thereafter Officer Doran was able to conduct a stop on North Avenue near Armory Street. After a series of field sobriety tests, the male party out of Wakefield was taken into custody and charged with Operating Under the Influence of Liquor.

On February 19th, we received a report during the evening hours of a missing 19-year-old male from Chestnut Street. Sergeant Jon Burnham began the investigation and put out all available information to surrounding cities and towns. Updated photographs were also obtained. This case continued into the next day and Sgt Burnham was able to learn the missing person was likely driving around in a Kia with a male acquaintance, possibly in the North Shore area or Salem, NH. Later that day the Kia was located in front of the residence on Chestnut Street and the missing individual had returned home safely on his own.

Over a period of several days in late February, we received multiple reports of a male party that had entered the basements of three different homes in the area of Pleasant Street and Otis Street. The individual is a resident of a group home for people with developmental disabilities and there was no ill intent. This was certainly a concerning situation for neighbors and everyone involved. Our clinician Jennifer was able to work with the group home staff in terms of additional safety planning. This is a delicate situation that we continue to monitor and work through to the best of our abilities.

All police personnel completed an eight-hour online "Understanding Cultural Norms" training that we sought out through Hanrahan Consulting, LLC. This was an informative and thought-provoking class that all officers were able to take something from.

Respectfully Yours,

A handwritten signature in black ink, appearing to read "Steven A. Skory". The signature is fluid and cursive, with a large, stylized "S" at the beginning and a long, sweeping underline.

Steven A. Skory
Chief of Police



Calls for Service



<i>Call Reason:</i>	<i>Feb. 2021</i>	<i>Jan. 2021</i>	<i>Feb. 2020</i>				
				Directed Patrol	19	25	65
				D P W Call	9	9	4
911 Abandoned/Hang-up/Accident	44	56	42	Escort / Transport	1	0	0
Abuse - Child- Elder- Disabled	0	1	0	Fire - Auto / Bldg. / Other	8	6	5
Alcohol Compliance Check	0	1	0	Fireworks Complaint	1	0	0
Alcohol / Liquor Law Violation	1	0	1	Gas / Light Department Call	7	4	3
Alarm - Fire	3	8	10	Gun Shots	0	1	0
Alarm - Burg / Hold Up / B & E	52	44	52	Harassment/Threats/Phone/All	11	9	5
Animal Calls	9	14	14	Internal Report	0	4	0
Arrest	0	1	3	Intelligence	2	2	1
Assault	0	4	2	Larceny / Forgery / Fraud	27	28	32
Assist Citizen	6	5	6	Lockout - House / M V	2	4	4
Assist Other Agency	10	18	18	Lost / Found / Safe Keeping	2	6	4
Burglary (Building) / B & E	1	1	2	Medical Aid	160	155	125
Civil Fingerprinting	2	3	1	Miscellaneous	1	1	3
Check On Person / Location	57	51	73	Missing Person / Runaway	3	3	2
CIT Response	36	51	47	Mutual Aid	0	1	0
CORI / RMV Dissemination Log	9	6	12	M / V - Crash	49	34	38
Child Seat Safety	8	7	7	M / V - Abandoned	0	2	1
Debris In Street	1	1	2	M / V - Crash Police Vehicle	0	0	1
Details Needed	0	1	0	M / V - B & E / Larceny From	0	1	2
Detective Investigation	2	6	0	M / V - Disabled	10	8	6
Disturbance	30	27	28	M / V - Repossession	3	2	6
Domestic Issue	18	38	28	M / V - Recovered Stolen	1	0	0
				M / V - Theft	0	2	1



Calls for Service cont...



Call Reason:

Feb. 2021 Jan. 2021 Feb. 2020

M / V - Theft	0	0	1
M / V - Violation	8	13	14
NEMLEC Callout	2	7	3
Notification	4	1	0
Drug Overdose (Suspected)	4	4	1
Parking Issue	23	10	9
Police Equipment Problems	2	0	4
Property Inspections	119	159	153
Public Records Request	20	24	42
Prisoner Transport	3	3	9
Railroad Complaint	5	2	2
Recovered Syringe	0	3	0
Request Police Officer	12	6	13
Restraining Order Service	4	11	17
Assist Schools	1	6	6
Sex Offenses - (All)	2	2	1
Shoplifting	0	1	2
Snow Related Complaints	4	1	0
Summons / Warrant Service	1	1	12
Suspicious Activity	14	18	17
Threats	1	3	0
Traffic Services	1	3	7
Trash Dumping	0	1	1
Trespassing	4	2	2

Trespass Tow	5	4	4
Unwanted Person(s)	1	1	7
Vandalism	3	4	4
Warrant of Apprehension	3	0	2
Wires Down	7	1	2
Warrant Service	3	1	4

<i>Totals:</i>	962	1052	1427
-----------------------	------------	-------------	-------------



Offense Listing- M.G.L.

Massachusetts General Law Violations:



State Offenses for February 2021: # of Offenses:

INDECENT A&B ON PERSON 14 OR OLDER	1
Simple Assault	1
ASSAULT & BATTERY	2
A&B ON +60 / DISABLED	1
ASSAULT & BATTERY ON INTIMATE	2
A&B WITH DANGEROUS WEAPON (TO	1
LARCENY FROM BUILDING	1
B&E VEHICLE/BOAT NIGHTTIME FOR	1
LARCENY OVER \$1200	1
LARCENY UNDER \$1200	1
ATTEMPTED LARCENY BY CHECK	1
LARCENY OVER \$1200 BY FALSE PR	1
LARCENY OVER \$1200	1
CREDIT CARD FRAUD UNDER \$1200	1
IDENTITY FRAUD	2
MOTOR VEH, RECEIVE STOLEN	1
VANDALIZE PROPERTY c266 §126A	1
DESTRUCTION OF PROPERTY -§1200	1
DRUG, DISTRIBUTE CLASS A	3

DRUG, POSSESS CLASS B	1
INDECENT A&B ON CHILD UNDER 14	1
OUI-LIQUOR OR .08%	2
OUI-LIQUOR OR .08%, 2ND OFFENSE	1
PROTECTIVE CUSTODY	1
Warrant of Apprehension	1
LIQUOR TO PERSON UNDER 21, SELL	1
LIQUOR, PERSON UNDER 21 PROCURE	1
LIQUOR, PERSON UNDER 21 POSSESS	1
DOMESTIC A&B	1
CIVIL RIGHTS VIOLATION	1
B&E VEHICLE/BOAT NIGHTTIME FOR	2
WARRANT ARREST	2
ATTEMPT TO COMMIT CRIME	1
INDECENT A&B ON CHILD UNDER 14	1
LARCENY UNDER \$1200	1
UNLICENSED OPERATION OF MV	2
LEAVE SCENE OF PROPERTY DAMAGE	2

Total Number of Offenses:

47



Offenses (IBR) By Month

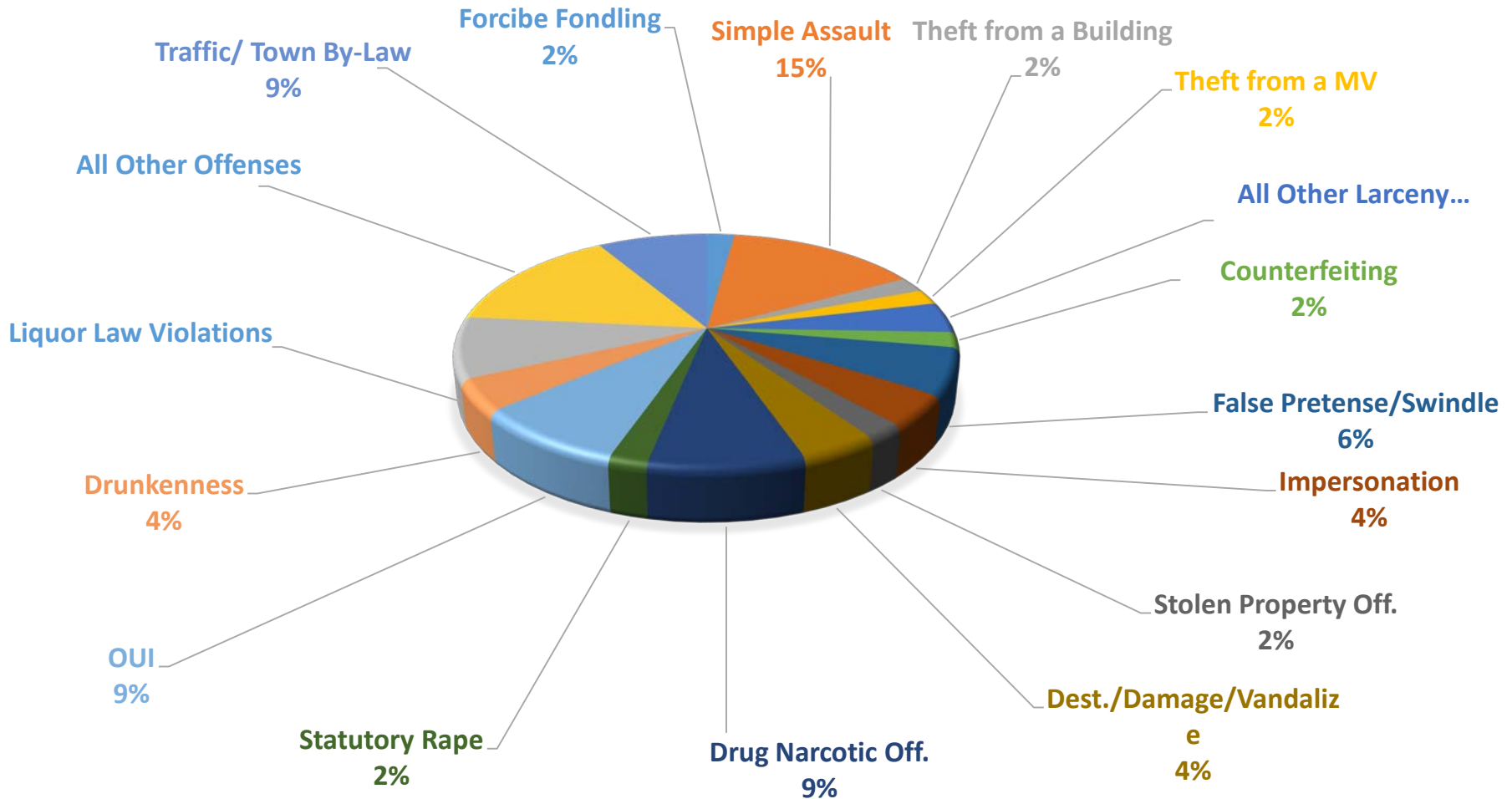


<i>Incident Based Reporting (IBR):</i>	<i># of Incidents:</i>
Forcible Fondling	1
Simple Assault	7
Theft From Building	1
Theft From Motor Vehicle	1
All Other Larceny	2
Counterfeiting / Forgery	1
False Pretenses / Swindle / Coerce	3
Impersonation	2
Stolen Property Offenses	1
Destruction / Damage / Vandalize	2
Drug / Narcotic Violations	4
Statutory Rape	1
Driving Under The Influence	4
Drunkenness	2
Liquor Law Violations	4
All Other Offenses	7
Traffic, Town By-Law Offenses	4
<i>Total Incidents Reported:</i>	<i>47</i>



Incident Based Reporting

IBR FOR FEBRUARY 2021





Arrest Totals

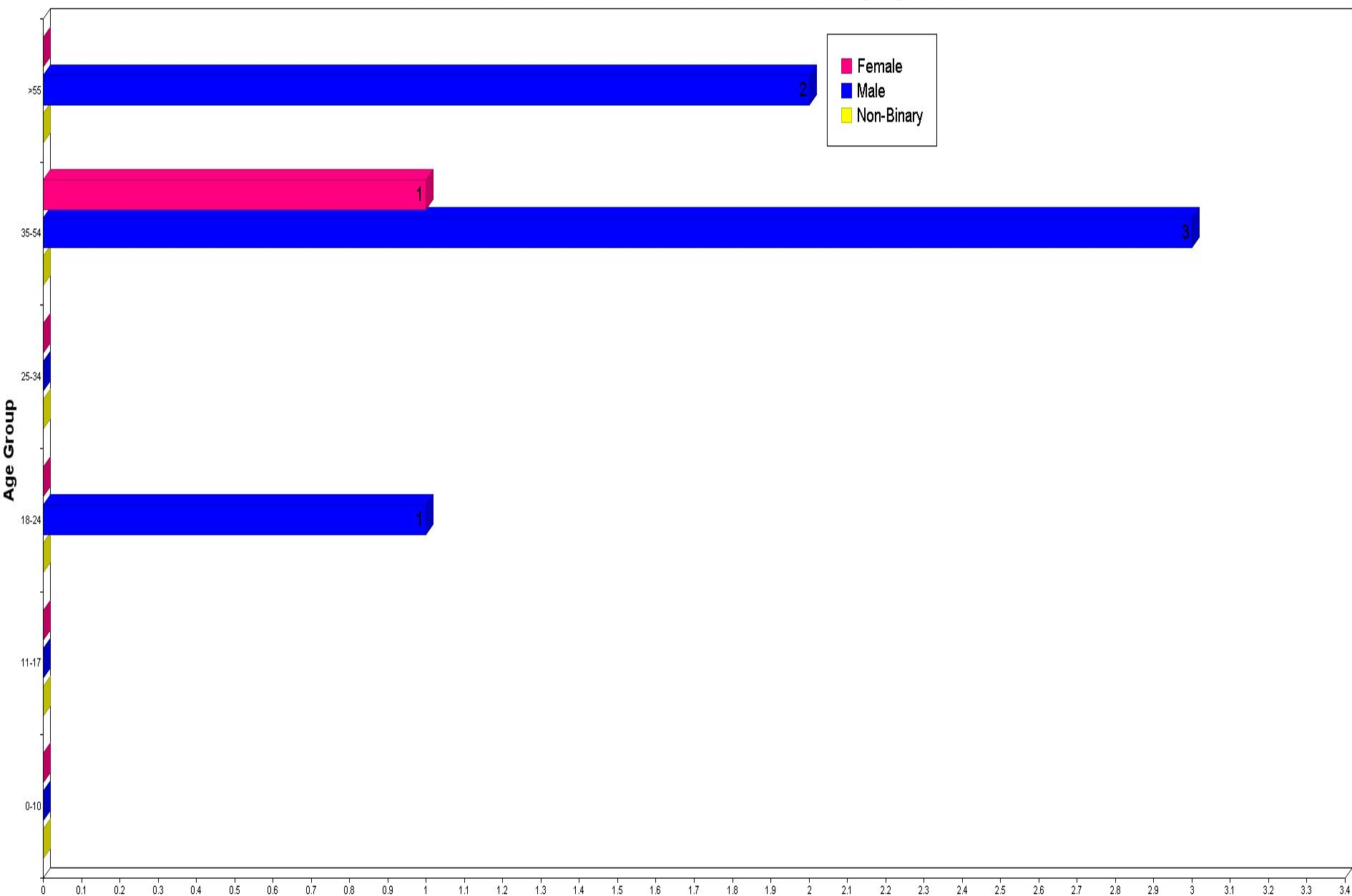


On View Arrests Based on Incident/Warrant by Race, Sex, and Age:

	00-10	11-17	18-24	25-34	35-54	> 55	TOTALS	Hispanic
Asian								
Female	0	0	0	0	0	0	0	0
Male	0	0	0	0	0	0	0	0
Unknown	0	0	0	0	0	0	0	0
Black								
Female	0	0	0	0	0	0	0	0
Male	0	0	0	0	0	0	0	0
Unknown	0	0	0	0	0	0	0	0
American Indian/Alaskan Native								
Female	0	0	0	0	0	0	0	0
Male	0	0	0	0	0	0	0	0
Unknown	0	0	0	0	0	0	0	0
Native Hawaiian Or Other Pacific Islander								
Female	0	0	0	0	0	0	0	0
Male	0	0	0	0	0	0	0	0
Unknown	0	0	0	0	0	0	0	0
Unknown								
Female	0	0	0	0	0	0	0	0
Male	0	0	0	0	0	0	0	0
Unknown	0	0	0	0	0	0	0	0
White								
Female	0	0	0	0	1	0	1	0
Male	0	0	1	0	3	2	6	0
Unknown	0	0	0	0	0	0	0	0

Totals:	0	0	1	0	4	2	7	0
----------------	----------	----------	----------	----------	----------	----------	----------	----------

Arrests On View & Based on Incident/Warrants By Age / Sex





Summons to Court Totals



Summons Arrests by Race, Sex, and Age:

	00-10	11-17	18-24	25-34	35-54	> 55	TOTALS	Hispanic
Asian								
Female	0	0	0	0	0	0	0	0
Male	0	0	0	0	0	0	0	0
Unknown	0	0	0	0	0	0	0	0
Black								
Female	0	0	0	0	0	0	0	0
Male	0	0	1	1	0	0	2	0
Unknown	0	0	0	0	0	0	0	0
American Indian/Alaskan Native								
Female	0	0	0	0	0	0	0	0
Male	0	0	0	0	0	0	0	0
Unknown	0	0	0	0	0	0	0	0
Native Hawaiian Or Other Pacific Islander								
Female	0	0	0	0	0	0	0	0
Male	0	0	0	0	0	0	0	0
Unknown	0	0	0	0	0	0	0	0
Unknown								
Female	0	0	0	0	0	0	0	0
Male	0	0	0	1	0	0	1	0
Unknown	0	0	0	0	0	0	0	0
White								
Female	0	0	0	1	0	1	2	1
Male	0	0	0	0	2	0	2	0
Unknown	0	0	0	0	0	0	0	0

<i>Totals:</i>	<i>0</i>	<i>0</i>	<i>1</i>	<i>3</i>	<i>2</i>	<i>1</i>	<i>7</i>	<i>1</i>
-----------------------	-----------------	-----------------	-----------------	-----------------	-----------------	-----------------	-----------------	-----------------



Summons Arrests By Age / Sex





P.C. Arrests By Race, Sex and Age

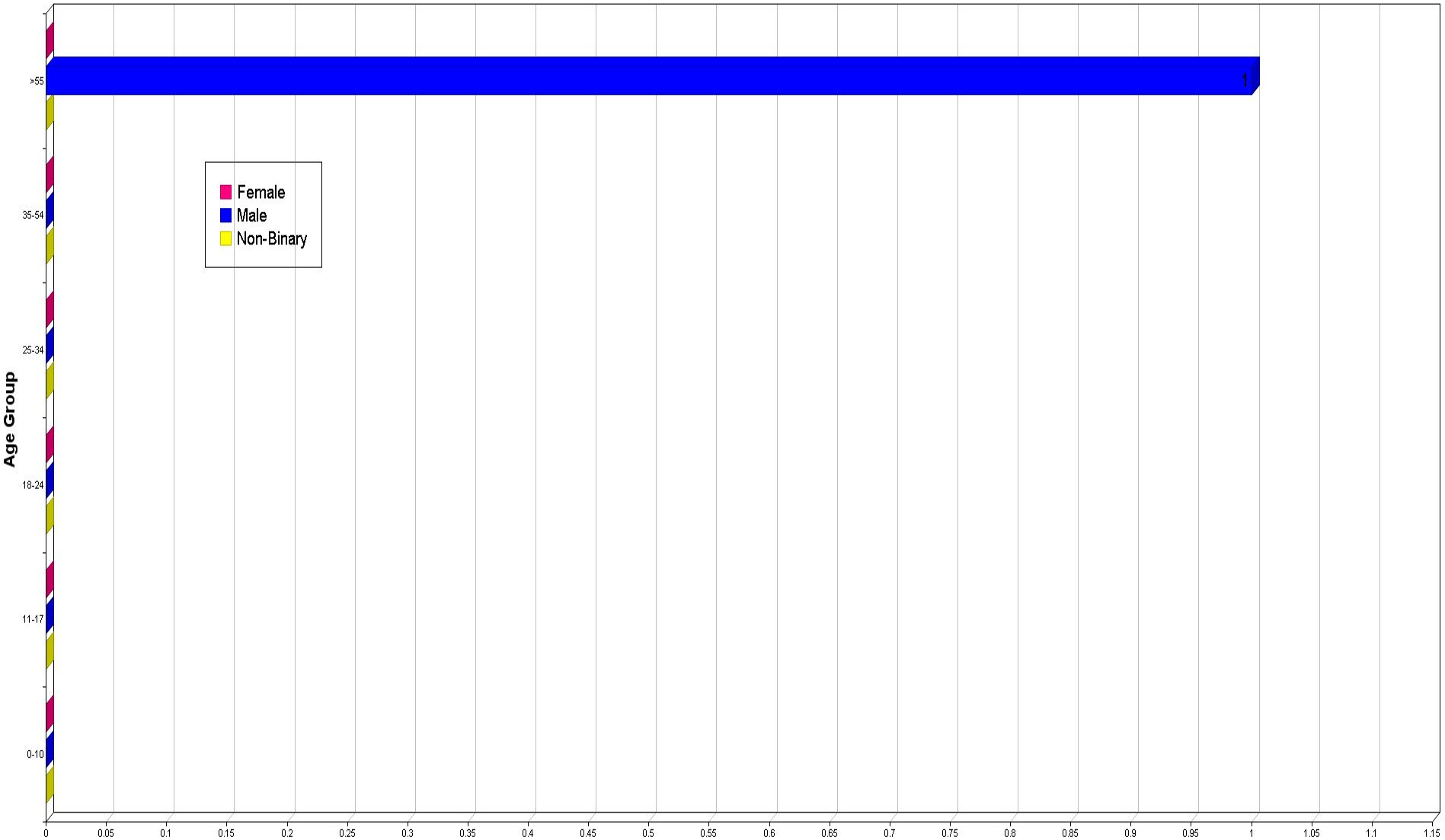
Protective Custody Arrests by Race, Sex, and Age:

	00-10	11-17	18-24	25-34	35-54	> 55	TOTALS	Hispanic
Asian								
Female	0	0	0	0	0	0	0	0
Male	0	0	0	0	0	0	0	0
Unknown	0	0	0	0	0	0	0	0
Black								
Female	0	0	0	0	0	0	0	0
Male	0	0	0	0	0	0	0	0
Unknown	0	0	0	0	0	0	0	0
American Indian/Alaskan Native								
Female	0	0	0	0	0	0	0	0
Male	0	0	0	0	0	0	0	0
Unknown	0	0	0	0	0	0	0	0
Native Hawaiian Or Other Pacific Islander								
Female	0	0	0	0	0	0	0	0
Male	0	0	0	0	0	0	0	0
Unknown	0	0	0	0	0	0	0	0
Unknown								
Female	0	0	0	0	0	0	0	0
Male	0	0	0	0	0	0	0	0
Unknown	0	0	0	0	0	0	0	0
White								
Female	0	0	0	0	0	0	0	0
Male	0	0	0	0	0	1	1	0
Unknown	0	0	0	0	0	0	0	0

<i>Totals:</i>	<i>0</i>	<i>0</i>	<i>0</i>	<i>0</i>	<i>0</i>	<i>1</i>	<i>1</i>	<i>0</i>
-----------------------	-----------------	-----------------	-----------------	-----------------	-----------------	-----------------	-----------------	-----------------



Protective Custody Arrests By Age / Sex





Property Loss Value By Property Type:

<i>Property Loss Value by Property Type:</i>	<i>\$ Amount:</i>
Alcohol	\$ 50.00
Automobiles	\$ 247,090.00
Clothes/Furs	\$ 150.00
Computer Hardware/Software	\$ 15.00
Credit/Debit Cards	\$ 5.00
Drugs/Narcotics	\$ 510.00
Jewelry/Precious Metals	\$ 1,560.00
Money	\$ 15,940.00
Structures-Other Commercial/Business	\$ 10.00
Tools	\$ 2,200.00
Identity Documents	\$ 11.00
Portable Electronic Communications	\$ 10.00
Other	\$ 2,000.00
<i>Total Monetary Loss:</i>	<i>\$ 49,551.00</i>



Weapons (s) Involved in Offense:

<u>Type of Weapon Used:</u>	<u>Occurrences:</u>	<u>Percentage:</u>
Personal Weapons (Hands/Feet/Etc.)	8	16.0%
None	42	84.0%
<i>Total Occurrences:</i>	<i>50</i>	<i>100.00%</i>



Crash Locations:

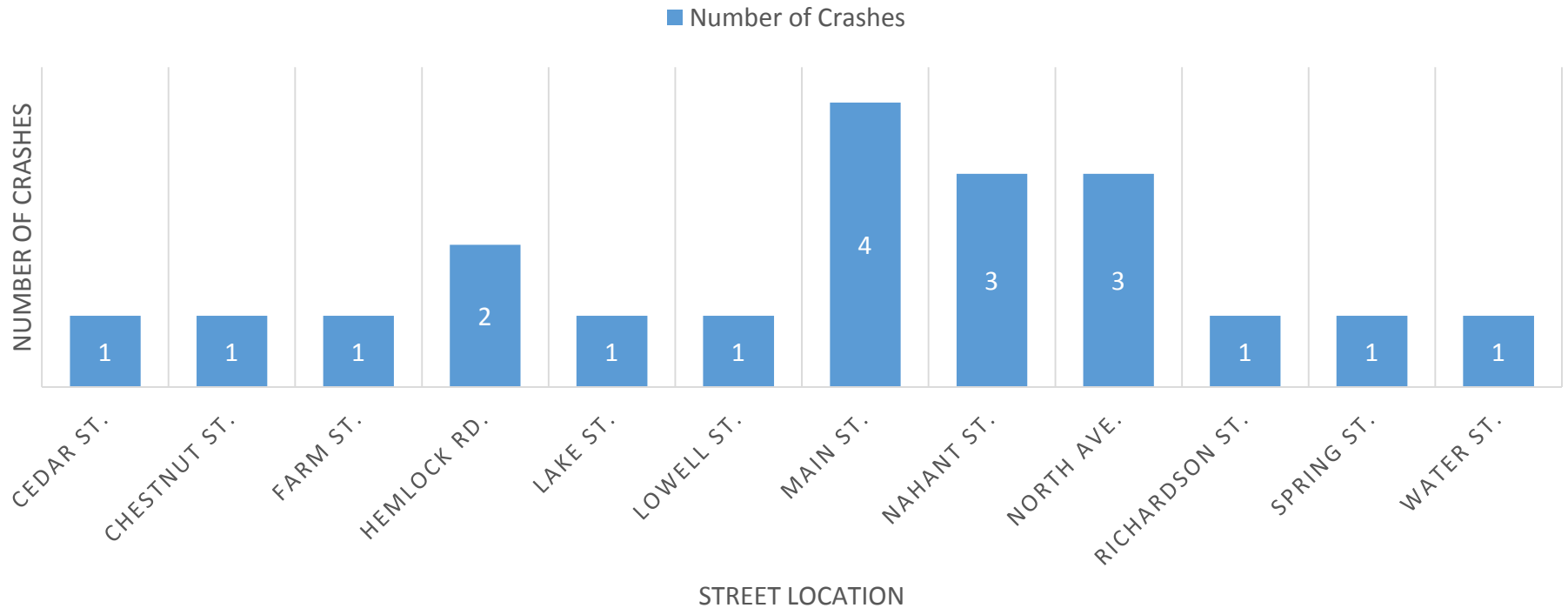


<i>Street/Location:</i>	<i>Injuries:</i>	<i>Fatalities:</i>	<i>OUI Involved:</i>	<i>Pedestrian:</i>	<i>Bicyclists:</i>	<i># of Accidents:</i>
CEDAR ST	0	0	0	0	0	1
CHESTNUT ST	0	0	0	0	0	1
FARM ST	0	0	0	0	0	1
HEMLOCK RD	0	0	0	0	0	2
LAKE ST	0	0	0	0	0	1
LOWELL ST	0	0	0	0	0	1
MAIN ST	0	0	0	0	0	4
NAHANT ST	1	0	0	0	0	3
NORTH AVE	1	0	0	0	0	3
RICHARDSON ST	0	0	0	0	0	1
SPRING ST	0	0	0	0	0	1
WATER ST	1	0	0	0	0	1
Totals:	3	0	0	0	0	20



CRASH LOCATION GRAPH:

CRASH LOCATIONS/# OF; FEBRUARY 2021





Motor Vehicle Violations:

<i>State Law:</i>	<i>Fine Total:</i>	<i>Civil:</i>	<i>Warnings:</i>	<i>Arrests:</i>	<i>Criminal App.:</i>	<i>Totals:</i>
89 / 2	\$ -	0	1	0	0	1
89 / 4A	\$ -	0	4	0	0	4
89 / 8	\$ -	0	5	0	0	5
89 / 9	\$ 105.00	1	10	0	0	11
90 / 10	\$ -	0	1	0	2	3
90 / 11	\$ -	0	3	0	0	3
90 / 12/A	\$ -	0	1	0	0	1
90 / 14	\$ -	0	1	0	0	1
90 / 16	\$ -	0	2	0	0	2
90 / 17	\$ 210.00	2	5	2	0	9
90 / 18	\$ 125.00	1	8	0	0	9
90 / 20	\$ -	1	0	0	0	1
90 / 24	\$ -	0	0	3	0	3
90 / 6	\$ -	0	2	0	0	2
90 / 7	\$ -	0	8	0	0	8
90 / 8	\$ -	0	1	0	0	1
90 / 9	\$ -	0	2	0	1	3
90 / 9D	\$ -	0	1	0	0	1
Totals:	\$ 440.00	6	55	5	3	69



Citation Statistics:



Citation Statistics February 2021:

Total Citations Issued: 55

Arrest-	3	5.5%
Civil-	4	7.3%
Complaint-	2	3.6%
Warning-	46	83.6%
Verbal-	64	
Void-	0	0.0%
Speed measured by Radar-	14	25.5%

Speed Not Measured-	41	74.5%
Accident Occurred-	3	5.5%
Citation Issued to OWNER-	0	0.00%
Road Divided-	0	0.00%
CDL Licenses-	0	0.00%
Commercial Vehicle-	0	0.00%
Hazardous Materials Involved-	0	0.00%

Average speed (charged)	44MPH
Average speed limit	28MPH
Average MPH over speed limit	16MPH