

Wakefield Police Department

est. 1868



Steven A. Skory
Chief of Police



Monthly Report for August 2022

Prepared by Sergeant Jon P. Burnham



Steven A. Skory
Chief of Police

WAKEFIELD POLICE DEPARTMENT OFFICE OF THE CHIEF

One Union Street, Wakefield, Massachusetts, 01880



August 2022 Highlights

In the late afternoon of August 3rd, officers were dispatched to the commercial building at 200 Harvard Mills Square for a report of a male that made an unauthorized entry. The information was received from a neighboring jurisdiction that has been dealing with this individual, whose behavior has been concerning. Officers arrived on scene and developed a plan for searching this large building that contains many different businesses and offices. Sergeant Conway, Officer Surette and Officer DJ Morales methodically searched the building and eventually located an individual hiding in the waiting area of the Massachusetts Board of Medicine office. It was learned that this individual has a long-standing dispute with this state agency and he would not reveal his reason for being there. The male was taken into custody and charged with Breaking and Entering into a building in the nighttime along with two outstanding warrants. This was a difficult and time-consuming search that resulted in the arrest of a potentially dangerous person whose intent was unknown.

On August 4th, officers were dispatched to Breakheart Reservation for a report of a male threatening self-harm. Family members reported the male had parked his vehicle at the vocational school and walked into the reservation. Officers eventually located the individual sitting behind a large rock near one of the bodies of water. Officers de-escalated the individual and he was transported to the hospital for an evaluation.

On August 14th, Sergeant Jon Burnham was monitoring the area of Veteran's Memorial Park during a busy Sunday afternoon. He observed two males he is familiar with sitting on a bench retrieve "nips" from one of their bags and consume the alcohol. He exited his cruiser and engaged both in a lengthy conversation about their unacceptable behavior and gave a stern warning to both individuals. Both were apologetic and agreed to cease the activity. He then returned to his cruiser and resumed patrol. Approximately 15 minutes later, he observed the same individuals walking on Main Street when one of the males urinated behind a set of bushes. At this time he approached the males again and on this occasion they became verbally assaultive towards Sgt Burnham and created a disturbance in the downtown area. Both individuals were taken into custody.

After a thorough investigation, a 39-year-old male from Taunton and a 37-year-old female from Athol have been charged with Armed Robbery for the brazen robbery of the Dunkin Donuts at 632 Main Street, which occurred in late July. During that early morning robbery, the male walked into the store and demanded money from the clerk, while brandishing a firearm. There were other customers in the store at the time of the robbery. The male fled on foot and was described as wearing a maroon sweatshirt, dark-colored pants, latex gloves, a blue surgical mask, and a light grey winter hat. Wakefield officers immediately began to canvass the area to gather witness information. Wakefield Detectives then began a follow-up investigation that involved other law enforcement agencies. The two subjects are currently in custody in the state of New Hampshire for a violent robbery and home invasion they committed the day after robbing the Dunkin Donuts in Wakefield. Both subjects were interviewed by Wakefield Detectives and admitted their role in the Wakefield crime.

Our school resource officers (SRO's) completed two weeks of RAD Kids training for dozens of youth in Wakefield during the month of August. This is an excellent program that provides educational tools and resources that enhance the ability of children, parents, and families to utilize knowledge, skills, and power to protect themselves from violence and harm. We would like to thank Officers Mike Pietrantonio, Kelley Tobyne, and Matt Malone for all of their hard work during these sessions. These are skills that will remain with these kids long after they graduate and well beyond their grade school years.

Respectfully Yours,

A handwritten signature in black ink, appearing to read "Steven A. Skory". The signature is fluid and cursive, with a prominent loop at the end.

Steven A. Skory
Chief of Police



Calls for Service



Call Reason: August '22 July '22 August '21

911 Abandoned/Hang-up/Accident	40	54	57
Abuse - Child- Elder- Disabled	3	0	2
Alcohol / Liquor Law Violation	1	2	0
Alarm - Fire	13	9	6
Alarm - Burg / Hold Up / B & E	60	44	63
Animal Calls	21	27	13
Arrest	2	0	2
Assault	6	1	5
Assist Citizen	15	6	5
Assist Other Agency	7	18	16
Burglary (Building) / B & E	1	1	1
Comfort Dog Response	0	0	4
Civil Fingerprinting	2	4	1
Check On Person / Location	85	61	62
CIT Response	28	27	56
CORI / RMV Dissemination Log	10	2	5
Child Seat Safety	18	9	10
Debris In Street	5	4	1
Details Needed	0	1	1
Detective Investigation	7	0	0
Disturbance	65	44	59
Domestic Issue	32	21	22
Directed Patrol	78	42	117

D P W Call	4	2	6
Drug Offense	0	0	1
Escort / Transport	6	1	4
Fire - Auto / Bldg. / Other	13	11	9
Fireworks Complaint	2	12	1
Family Services Follow-Up	5	8	0
Gas / Light Department Call	7	2	2
Gun Shots	0	0	1
Harassment/Threats/Phone/All	9	11	12
Internal Report	1	0	0
Intelligence	1	1	2
Larceny / Forgery / Fraud	22	15	21
Lockout - House / M V	3	8	4
Lost / Found / Safe Keeping	15	11	15
Medical Aid	170	181	162
Miscellaneous	0	2	4
Missing Person / Runaway	1	7	4
Mutual Aid	0	1	0
M / V - Crash	38	53	31
M / V - Abandoned	1	1	2
M / V - Crash Police Vehicle	2	0	1
M / V - B & E / Larceny From	2	8	0
M / V - Disabled	13	8	12
M / V - Repossession	4	4	2
M / V - Recovered Stolen	1	1	0
M/V Stop	114	75	83



Calls for Service cont...



<u>Calls for Service Cont...</u>	<u>August '22</u>	<u>July '22</u>	<u>August '21</u>				
M / V - Theft	1	3	0	Solicitors	2	0	2
M / V - Theft (Plate Only)	0	1	0	S.O.R. Address Verification	0	0	1
M / V - Violation	20	21	10	Summons / Warrant Service	2	4	2
NEMLEC Callout	4	7	4	Suspicious Activity	20	19	24
Notification	2	4	2	Threats	0	3	3
Drug Overdose (Suspected)	4	2	2	Traffic Services	4	0	5
Officer Injured	1	0	0	Trash Dumping	1	4	6
Open Door/Window - Bldg Check	1	0	0	Trespassing	6	6	5
Parking Issue	11	19	19	Trespass Tow	1	0	1
Protective Custody	0	0	1	Unwanted Person(s)	4	4	1
Police Equipment Problems	2	1	1	Vandalism	5	14	7
Property Inspections	130	169	181	Void Citation	0	2	0
Public Records Request	38	27	36	Warrant of Apprehension	3	2	0
Prisoner Transport	5	3	5	Wires Down	4	2	0
Railroad Complaint	5	6	3	Warrant Service	1	2	1
Recovered Syringe	1	0	0				
Request Police Officer	14	21	19				
Restraining Order Service	5	8	8				
Robbery	0	2	0				
Sex Offenses - (All)	1	0	2				
Shoplifting	1	1	0				
				Total Calls for Service:	1232	1158	1238



Offense Listing- M.G.L.

Massachusetts General Law Violations:



State Offenses for August 2022:

Occurrences:

RAPE	1
LEWDNESS, OPEN AND GROSS	1
ROBBERY, UNARMED	1
A&B	1
ASSAULT & BATTERY	1
ASSAULT & BATTERY ON INTIMATE PARTNER	4
STRANGULATION OR SUFFOCATION	2
ATTEMPTED LARCENY BY SINGLE SCENE	1
B&E BUILDING NIGHTTIME FOR FELONY	1
DRUG, LARCENY OF	1
B&E VEHICLE/BOAT NIGHTTIME FOR FELONY	1
LARCENY OVER \$1200	2
LARCENY UNDER \$1200	2
BICYCLE, LARCENY OF	1
MOTOR VEH, LARCENY OF	2
IDENTITY FRAUD	1
TAGGING PROPERTY c266 §126B	1
DRUG, POSSESS CLASS "A"	1
DRUG, POSSESS CLASS "B"	1
OUI-LIQUOR OR .08%	1

PROTECTIVE CUSTODY	2
A&B ON +60/DISABLED	1
A&B	1
DUMPSTER, USE OF ANOTHER'S COM	1
WARRANT ARREST	3
MARKED LANES VIOLATON	1
KIDNAPPING	1
Town by-law; Open container of	3
MARKED LANES VIOLATION	1
UNLICENSED OPERATION OF MV	1
UNLICENSED/SUSPENDED OPERATION	1
WRONG WAY OPERATION	1
SPEED GREATER THAN REASONABLE	1
SPEEDING IN VIOL SPECIAL REGULATION	1
LICENSE SUSPENDED, OP MV WITH	4
LEAVE SCENE OF PROPERTY DAMAGE	4
NEGLIGENT OPERATION OF MOTOR VEH.	1
UNINSURED MOTOR VEHICLE	2
UNREGISTERED MOTOR VEHICLE	1

Total Number of State Offenses:

58



Offenses (IBR) By Month



Incident Based Reporting for August '22 # of Incidents:

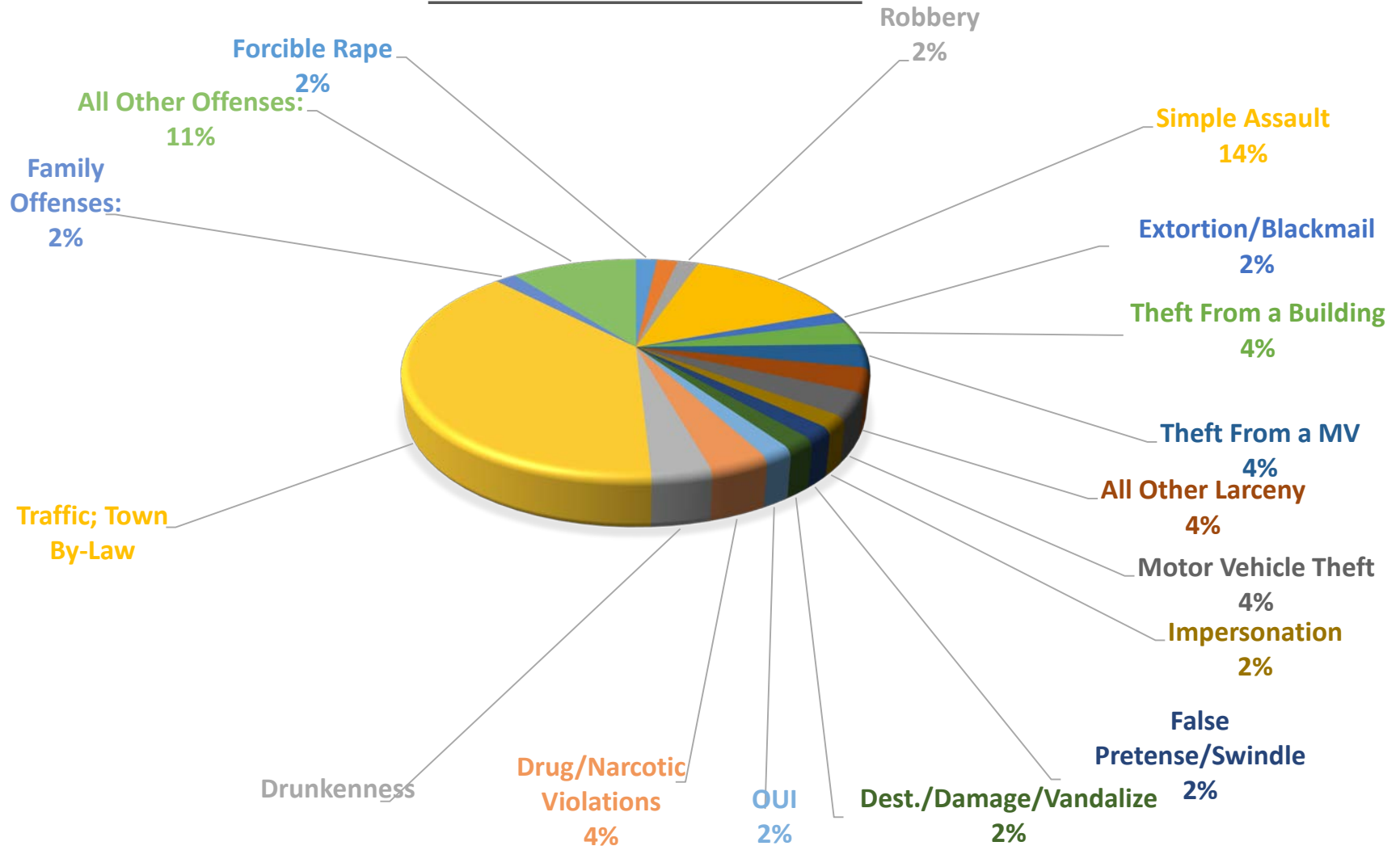
Forcible Rape	1
Robbery	1
Simple Assault	8
Extortion / Blackmail	1
Burglary / Breaking And Entering	1
Theft From Building	2
Theft From Motor Vehicle	2
All Other Larceny	2
Motor Vehicle Theft	2
False Pretenses / Swindle / Coerce	1
Impersonation	1
Destruction / Damage / Vandalize	1
Drug / Narcotic Violations	2
Driving Under The Influence	1
Drunkenness	2
Family Offenses, Nonviolent	1
All Other Offenses	7
Traffic, Town By-Law Offenses	22

<i>Total Number of Incidents Reported:</i>	<i>58</i>
---	------------------



Incident Based Reporting

I.B.R. FOR AUGUST 2022





Arrest Totals

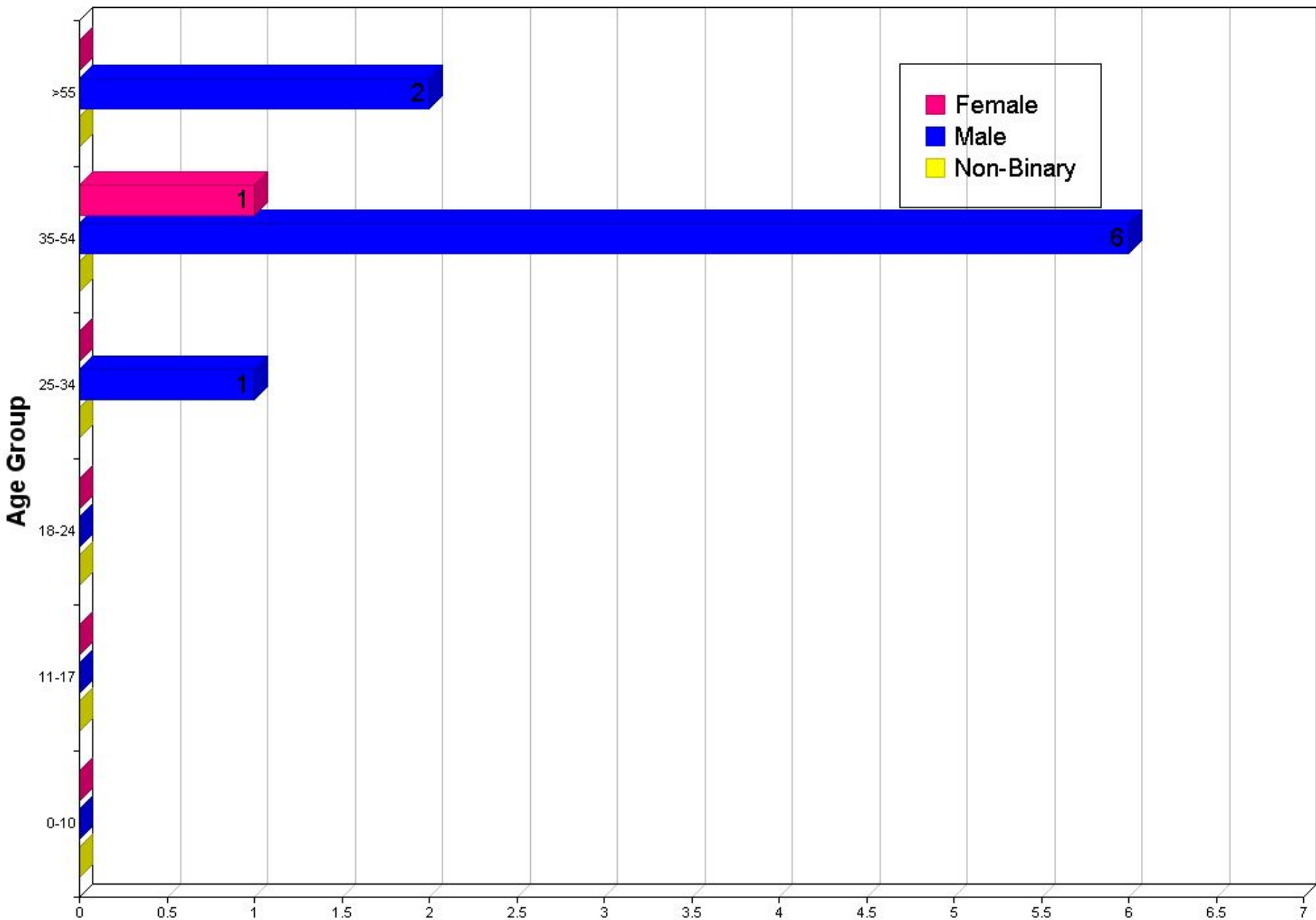


On View Arrests Based on Incident/Warrant by Race, Sex, and Age:

	00-10	11-17	18-24	25-34	35-54	> 55	TOTALS	Hispanic
Asian								
Female	0	0	0	0	0	0	0	0
Male	0	0	0	0	0	0	0	0
Unknown	0	0	0	0	0	0	0	0
Black								
Female	0	0	0	0	0	0	0	0
Male	0	0	0	0	1	0	1	0
Unknown	0	0	0	0	0	0	0	0
American Indian/Alaskan Native								
Female	0	0	0	0	0	0	0	0
Male	0	0	0	0	0	0	0	0
Unknown	0	0	0	0	0	0	0	0
Native Hawaiian Or Other Pacific Islander								
Female	0	0	0	0	0	0	0	0
Male	0	0	0	0	0	0	0	0
Unknown	0	0	0	0	0	0	0	0
Unknown								
Female	0	0	0	0	0	0	0	0
Male	0	0	0	0	0	0	0	0
Unknown	0	0	0	0	0	0	0	0
White								
Female	0	0	0	0	1	0	1	0
Male	0	0	0	1	5	2	8	0
Unknown	0	0	0	0	0	0	0	0

Totals:	0	0	0	1	7	2	10	0
----------------	----------	----------	----------	----------	----------	----------	-----------	----------

Arrests On View & Based on Incident/Warrants By Age / Sex





Summons to Court Totals

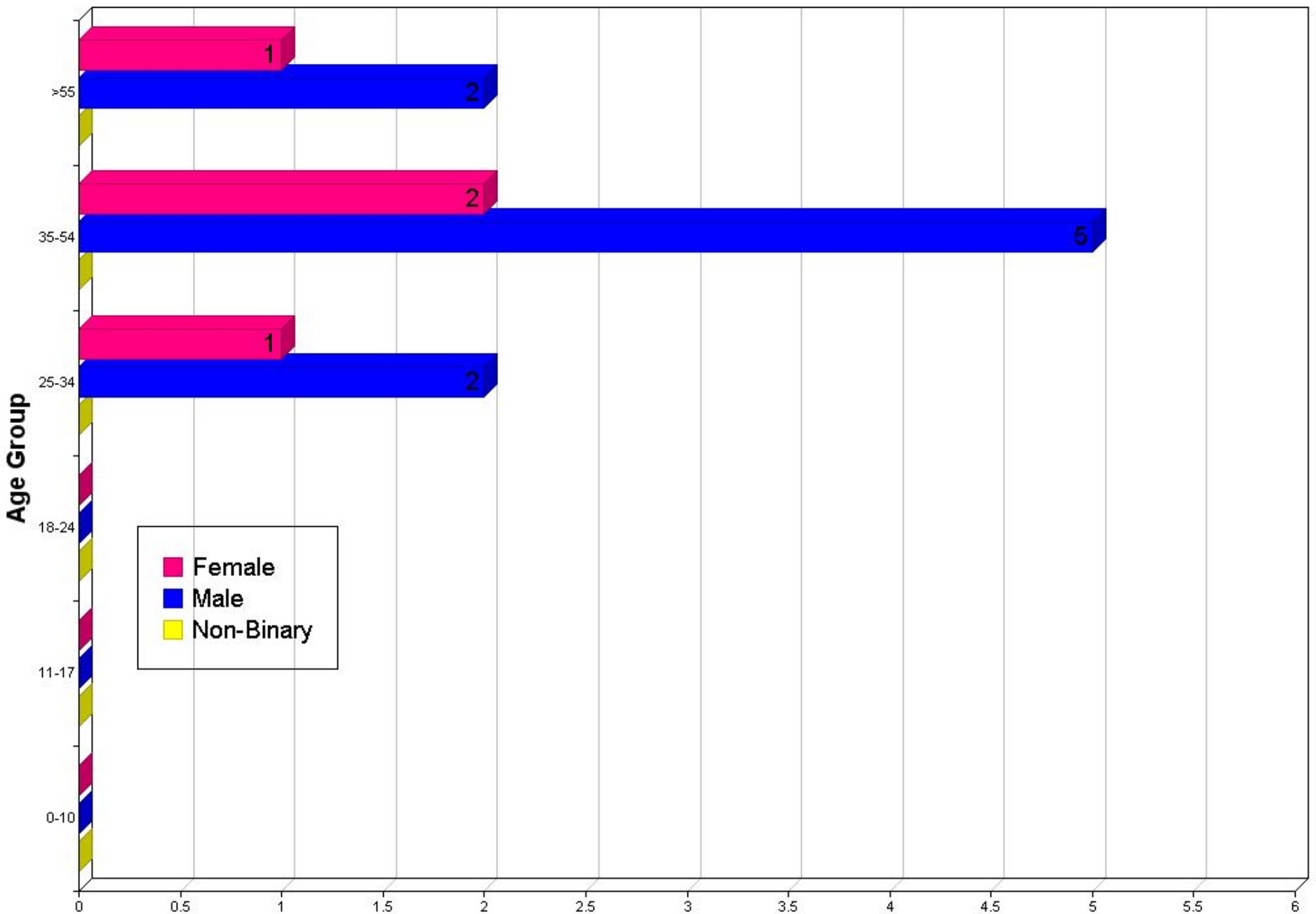


Summons Arrests by Race, Sex, and Age:

	00-10	11-17	18-24	25-34	35-54	> 55	TOTALS	Hispanic
Asian								
Female	0	0	0	0	0	0	0	0
Male	0	0	0	0	0	0	0	0
Unknown	0	0	0	0	0	0	0	0
Black								
Female	0	0	0	0	0	0	0	0
Male	0	0	0	2	3	0	5	1
Unknown	0	0	0	0	0	0	0	0
American Indian/Alaskan Native								
Female	0	0	0	0	0	0	0	0
Male	0	0	0	0	0	0	0	0
Unknown	0	0	0	0	0	0	0	0
Native Hawaiian Or Other Pacific Islander								
Female	0	0	0	0	0	0	0	0
Male	0	0	0	0	0	0	0	0
Unknown	0	0	0	0	0	0	0	0
Unknown								
Female	0	0	0	0	0	0	0	0
Male	0	0	0	0	0	0	0	0
Unknown	0	0	0	0	0	0	0	0
White								
Female	0	0	0	1	2	1	4	0
Male	0	0	0	0	2	2	4	1
Unknown	0	0	0	0	0	0	0	0

<i>Totals:</i>	<i>0</i>	<i>0</i>	<i>0</i>	<i>3</i>	<i>7</i>	<i>3</i>	<i>13</i>	<i>2</i>
-----------------------	-----------------	-----------------	-----------------	-----------------	-----------------	-----------------	------------------	-----------------

Summons Arrests By Age / Sex





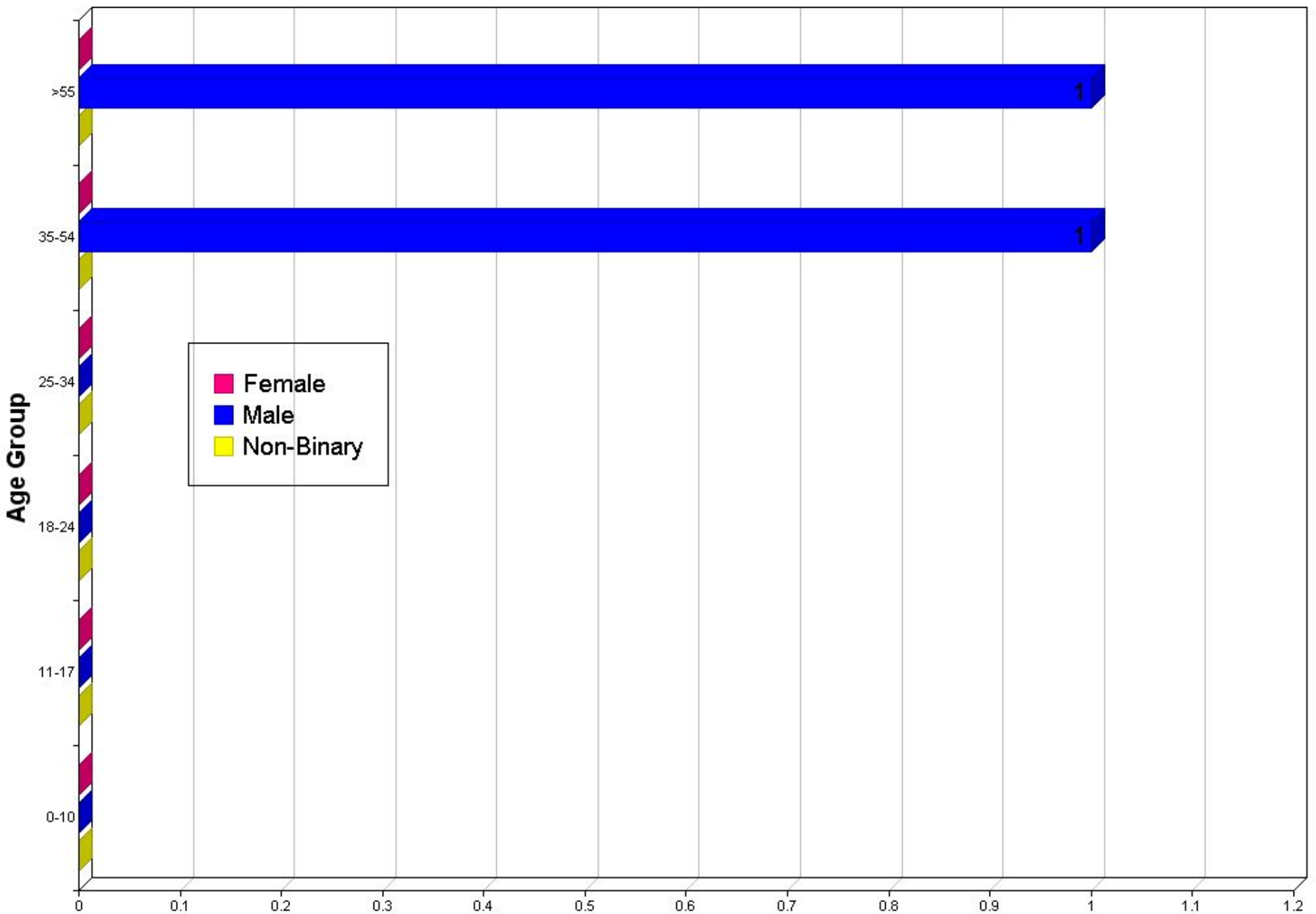
P.C. Arrests By Race, Sex and Age

Protective Custody Arrests by Race, Sex, and Age:

	00-10	11-17	18-24	25-34	35-54	> 55	TOTALS	Hispanic
Asian								
Female	0	0	0	0	0	0	0	0
Male	0	0	0	0	0	0	0	0
Unknown	0	0	0	0	0	0	0	0
Black								
Female	0	0	0	0	0	0	0	0
Male	0	0	0	0	0	0	0	0
Unknown	0	0	0	0	0	0	0	0
American Indian/Alaskan Native								
Female	0	0	0	0	0	0	0	0
Male	0	0	0	0	0	0	0	0
Unknown	0	0	0	0	0	0	0	0
Native Hawaiian Or Other Pacific Islander								
Female	0	0	0	0	0	0	0	0
Male	0	0	0	0	0	0	0	0
Unknown	0	0	0	0	0	0	0	0
Unknown								
Female	0	0	0	0	0	0	0	0
Male	0	0	0	0	0	0	0	0
Unknown	0	0	0	0	0	0	0	0
White								
Female	0	0	0	0	0	0	0	0
Male	0	0	0	0	1	1	2	1
Unknown	0	0	0	0	0	0	0	0

Totals:	0	0	0	0	1	1	2	1
----------------	----------	----------	----------	----------	----------	----------	----------	----------

Protective Custody Arrests By Age / Sex





Property Loss Value By Property Type:

Property Loss Value by Property Type:

Dollar Amount of Loss:

Alcohol	\$	20.00
Automobiles	\$	19,040.00
Bicycles	\$	1,200.00
Credit/Debit Cards	\$	10.00
Drugs/Narcotics	\$	900.00
Jewelry/Precious Metals	\$	500.00
Money	\$	1,700.00
Purses/Handbags/Wallets	\$	45.00
Recreational Vehicles	\$	2,600.00
Structures-Public/Community	\$	100.00
Structures-Other	\$	50.00
Tools	\$	1,390.00
Vehicle Parts/Accessories	\$	50.00
Identity Documents	\$	10.00
Portable Electronic Communications	\$	1,000.00
Other	\$	81.00

Total Monetary Loss:

\$ 28,696.00



Weapons (s) Involved in Offense:

<u>Type of Weapon Used:</u>	<u>Occurrence(s):</u>	<u>Percentage:</u>
Personal Weapons (Hands/Feet/Etc)	10	17.20%
None	48	82.80%
Total Occurrences	58	100.00%



Crash Locations:



<u>Street/Location:</u>	<u>Injuries:</u>	<u>Fatalities:</u>	<u>OUI Invld.</u>	<u>Pedestrian:</u>	<u>Bicyclists:</u>	<u># of Crashes:</u>
BENNETT ST	0	0	0	0	0	1
CHESTNUT ST	0	0	0	0	0	1
CRESCENT ST	0	0	0	0	0	1
CUTTER ST	1	0	0	0	0	1
FARM ST	1	0	0	0	0	1
HILLCREST RD	0	0	0	0	0	1
LAKE ST	0	0	0	0	0	1
MAIN ST	2	0	1	0	0	5
NORTH AVE	1	0	0	0	0	3
PITMAN AVE	0	0	0	0	0	1
PLEASANT ST	0	0	0	0	0	1
RICHARDSON AVE	0	0	0	0	0	1
SALEM ST	2	0	0	0	1	3
VERNON ST	0	0	0	0	0	1
WATER ST	1	0	0	0	0	2
Totals:	8	0	1	0	1	24



CRASH LOCATION GRAPH:

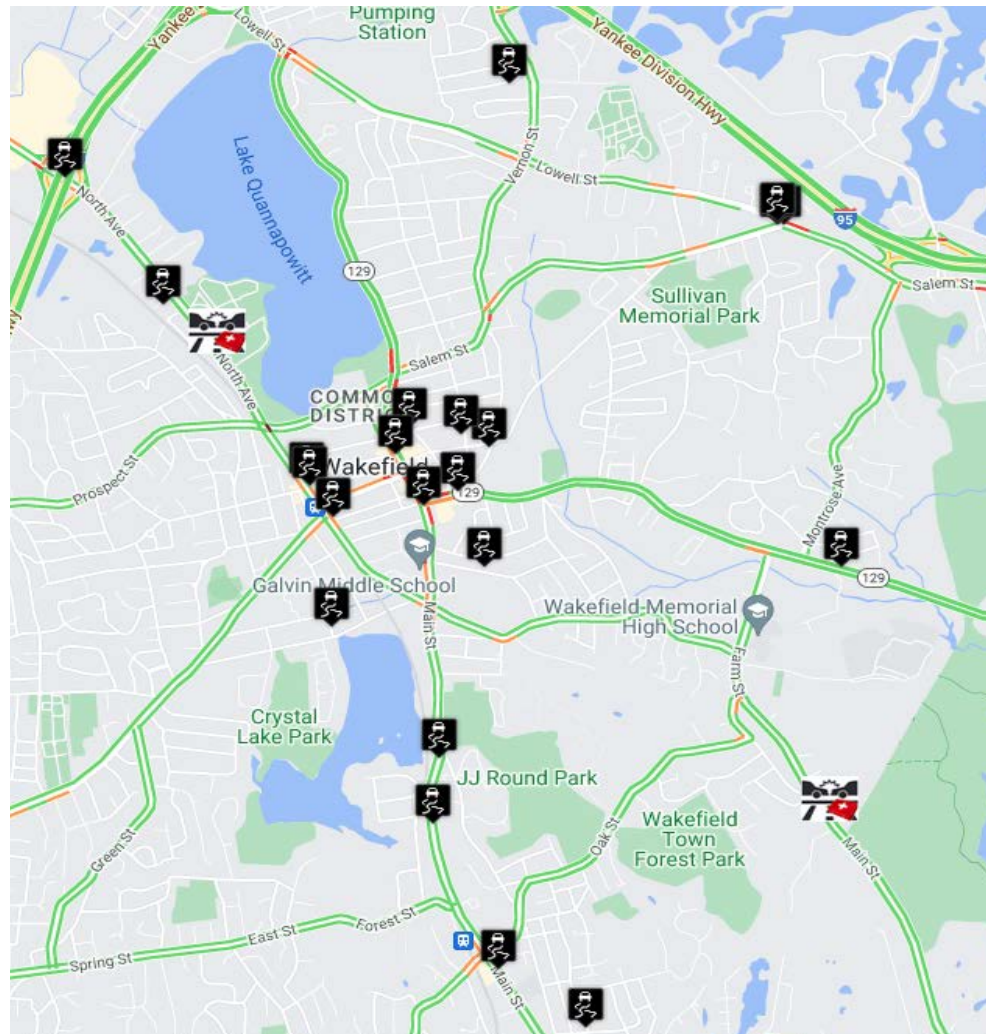
CRASH LOCATIONS

■ Number of Crashes





CRASH LOCATION MAP:





Motor Vehicle Violations:



<u>State law:</u>	<u>Fine Total:</u>	<u>Civil:</u>	<u>Written Warning:</u>	<u>Arrests:</u>	<u>Criminal Summons:</u>	<u>Totals:</u>
89 / 4	\$ 105.00	1	0	0	0	1
89 / 4A	\$ 105.00	2	5	2	0	9
89 / 4B	\$ -	0	0	0	1	1
89 / 8	\$ -	0	11	0	0	11
89 / 9	\$ -	0	11	1	0	12
90 / 10	\$ -	0	2	0	1	3
90 / 11	\$ 40.00	2	4	0	0	6
90 / 13A	\$ 30.00	1	0	0	0	1
90 / 13B/A	\$ -	0	2	0	0	2
90 / 16	\$ 55.00	2	2	0	1	5
90 / 17	\$ 240.00	2	7	0	1	10
90 / 18	\$ 790.00	4	20	0	1	25
90 / 20	\$ 110.00	2	6	0	0	8
90 / 23	\$ -	0	0	0	3	3
90 / 24	\$ -	0	0	1	0	1
90 / 34J	\$ -	0	0	0	1	1
90 / 6	\$ 40.00	1	0	0	0	1
90 / 7	\$ -	0	1	0	0	1
90 / 9	\$ -	0	1	0	1	2
90 / 9D	\$ -	0	1	0	0	1
Totals:	\$ 1,515.00	17	73	4	10	104



Citation Statistics:



Citation Statistics August 2022:

Total Citations Issued: 79

Arrest-	2
Civil-	9
Complaint-	4
Warning-	63
Void-	1
Speed measured by Radar-	33
Speed Measured by Clock-	0
Speed Not Measured-	45
Accident Occurred-	2
Citation Issued to OWNER-	0
Road Divided-	0
CDL Licenses-	0
Commercial Vehicle-	0
Hazardous Materials Involved-	0
Average speed (charged)	45MPH
Average speed limit	28MPH
Average MPH over speed limit	16MPH



Citation Map:

