

Wakefield Police Department

est. 1868



Steven A. Skory
Chief of Police



Monthly Report for August 2021

Prepared by Sergeant Jon P. Burnham



Steven A. Skory
Chief of Police

WAKEFIELD POLICE DEPARTMENT OFFICE OF THE CHIEF

One Union Street, Wakefield, Massachusetts, 01880



August 2021 Highlights

On August 1st, Officers were dispatched to a residence for a male party feeling depressed and making comments about self-harm. Officers spoke with family members who reported the individual had left the home just prior to the Officers arrival. Several messages and BOLO's were sent out to surrounding cities and towns. A short time later, officers located the subject's vehicle on Bennett Street. Officers located the subject and were able to engage him in a lengthy conversation, which resulted in his being transported to the hospital for a mental health evaluation.

In early August we were able to assist a male and female who both have severe alcohol issues and were experiencing homelessness. These two individuals have generated a large number of calls to our department for general disturbances. Many hours were invested in trying to assist these individuals over months and years. Fortunately, each individual finally agreed to treatment and beds were found for them through a tremendous amount of effort between our clinician Jennifer and recovery coach Tracy.


On August 3rd, Officers were dispatched to a residence for a male experiencing a mental health breakdown and who had caused harm to himself with a knife. Officers arrived on scene where family members advised that the subject had fled on foot in an unknown direction. After a search of an adjacent wooded area, he eventually returned to the backyard area of the home. Officers were able to de-escalate the situation and transport the subject to the hospital for a mental health evaluation without incident.

On August 6th, we received a report of a missing male party from a group home on Chestnut Street. He was last seen in Wakefield several days prior to the staff member reporting the subject as missing. We began a lengthy effort to locate the male, which included phone calls and messages to local cities and towns as well as locations he is known to frequent. These efforts continued into the following day. We were able to determine that he was likely in the area of Nahant or Swampscott. Later that evening he was located at a residence in Swampscott. The male was in good health and did not need assistance.

On August 16th, officers were dispatched to a residence in order to take a male party into custody for a domestic-related issue. Officers arrived and spoke with a family member who was not cooperative. Shortly thereafter we were able to determine that the suspect had fled the home on foot to avoid arrest. Personnel continued with a search and set up a perimeter of the area. We eventually made contact with the suspect via cell phone and negotiated his return to the home, where he was taken into custody without incident.

We would like to congratulate Detective Ken Silva for being the recipient of our most recent “Officer of the Quarter” award for his overall performance. Detective Silva has been with our department since 2006 and is a veteran of the United States Marine Corps. He also is a member of our bicycle unit, honor guard, and CIT team. Detective Silva is responsible for a large number of serious cases and always rises above and beyond for any task at hand. We are fortunate to have someone of his caliber positively representing the WPD on a daily basis.

Respectfully Yours,

A handwritten signature in black ink, appearing to read "Steven A. Skory". The signature is fluid and cursive, with a prominent loop at the end.

Steven A. Skory
Chief of Police



Calls for Service



<u>Call Reason:</u>	<u>August '21</u>	<u>July '21</u>	<u>August '20</u>			
911 Abandoned/Hang-up/Accident	57	67	52	Fire - Auto / Bldg. / Other	9	10
Abuse - Child- Elder- Disabled	2	1	1	Fireworks Complaint	1	0
Alarm - Fire	6	9	16	Gas / Light Department Call	2	6
Alarm - Burg / Hold Up / B & E	63	70	78	Gun Shots	1	1
Animal Calls	13	20	9	Harassment/Threats/Phone/All	12	8
Arrest	2	1	0	Protection Order Violation	0	0
Assault	5	4	2	Internal Report	0	1
Assist Citizen	5	7	5	Intelligence	2	1
Assist Other Agency	16	22	15	Larceny / Forgery / Fraud	21	29
Burglary (Building) / B & E	1	1	2	Lockout - House / M V	4	3
Comfort Dog Response	4	5	0	Lost / Found / Safe Keeping	15	14
Civil Fingerprinting	1	3	0	Medical Aid	162	158
Check On Person / Location	62	82	74	Miscellaneous	4	4
CIT Response	54	53	50	Missing Person / Runaway	4	2
CORI / RMV Dissemination Log	5	6	4	Mutual Aid	0	1
Child Seat Safety	10	6	4	M / V - Crash	31	30
Debris In Street	1	0	2	M / V - Abandoned	2	0
Details Needed	1	1	0	M / V - Crash Police Vehicle	1	0
Detective Investigation	0	1	2	M / V - B & E / Larceny From	0	1
Disturbance	59	69	69	M / V - Disabled	12	8
Domestic Issue	22	30	27	M / V - Repossession	2	6
Directed Patrol	117	50	41	M/V Stop	83	109
D P W Call	6	6	21	M / V - Theft	0	0
Drug Offense	1	0	0	M / V - Violation	10	13
Escort / Transport	4	9	1	NEMLEC Callout	4	5
				Notification	2	1
				Drug Overdose (Suspected)	2	3



Calls for Service cont...



<u>Call Reason cont...</u>	<u>August '21</u>	<u>July '21</u>	<u>July '20</u>
Officer Injured	0	1	0
Open Door/Window - Bldg Check	0	0	1
Parking Issue	19	18	10
Protective Custody	1	0	1
Police Equipment Problems	1	1	2
Property Inspections	181	146	177
Public Records Request	36	35	29
Prisoner Transport	5	5	4
Railroad Complaint	3	4	6
Request Police Officer	19	22	16
Restraining Order Service	8	11	28
Assist Schools	0	1	0
Sex Offenses - (All)	2	3	0
Shoplifting	0	0	1
Solicitors	2	0	0
S.O.R. Address Verification	1	0	0
Summons / Warrant Service	2	4	1
Suspicious Activity	24	30	24
Threats	3	2	4
Traffic Services	5	5	3
Trash Dumping	6	0	0
Trespassing	5	6	10
Trespass Tow	1	4	0
Unwanted Person(s)	1	7	6
Vandalism	7	6	24

Warrant of Apprehension	0	3	0
Warrant - Service	0	0	0
Wires Down	0	2	15
Warrant Service	1	0	0

Total Calls for Service:	1236	1238	1253
---------------------------------	-------------	-------------	-------------



Offense Listing- M.G.L.

Massachusetts General Law Violations:



State Offenses for August 2021:

of Offenses:

A&B ON +60 / DISABLED	2
A&B ON +60/DISABLED WITH INJURY	1
SIMPLE ASSAULT	1
ASSAULT & BATTERY	4
A&B ON A POLICE OFFICER	1
ASSAULT & BATTERY ON INTIMATE	1
ASSAULT ON INTIMATE PARTNER	1
THREAT TO COMMIT CRIME	1
B&E BUILDING NIGHTTIME FOR FELONY	1
LARCENY OVER \$1200	5
LARCENY UNDER \$1200	2
FORGERY OF CHECK	2
UTTER FALSE CHECK	2
COMPUTER SVCE, FALSELY OBTAIN	1
HIRING VEHICLE, FRAUD IN	1
LARCENY UNDER \$250 FROM +60/DISABLED	1
IDENTITY FRAUD	5
VANDALIZE PROPERTY c266 §126A	2
DESTRUCTION OF PROPERTY -§1200	1
DRUG, DISTRIBUTE CLASS "B"	1
DRUG, POSSESS CLASS "B"	1
INDECENT A&B ON CHILD UNDER 14	1
OUI-LIQUOR OR .08%	4

OUI-LIQUOR OR .08%, 3RD OFFENS	1
PROTECTIVE CUSTODY	2
ALCOHOL IN MV, POSSESS OPEN CONTAINER	1
Kidnapping / Abduction	1
ABUSE PREVENTION ORDER, VIOLATE	2
INDECENT A&B ON PERSON 14 OR OLDER	1
RAPE	1
COMPUTER SYSTEM, UNAUTHORIZED	1
WARRANT ARREST	4
COURTESY BOOKING	1
RIGHT LANE, FAIL DRIVE IN	2
LICENSE CLASS, OPERATE MV IN VIO.	1
UNLICENSED OPERATION OF MV	1
LICENSE NOT IN POSSESSION	1
RESTRICTED WAY VIOLATION	1
SPEEDING IN VIOL SPECIAL REGS.	1
INSPECTION/STICKER, NO	1
LICENSE SUSPENDED, OP MV WITH	2
NUMBER PLATE VIOLATION TO CONCEAL ID	1
LEAVE SCENE OF PROPERTY DAMAGE	5
UNINSURED MOTOR VEHICLE	1
POSSESS TO DISTRIB CLASS "A"	1

Total Number of Offenses:

75



Offenses (IBR) By Month



Incident Based Reporting :

of Incidents:

Aggravated Assault	2
Simple Assault	7
Intimidation	1
Burglary / Breaking And Entering	1
All Other Larceny	4
Counterfeiting / Forgery	4
False Pretenses / Swindle / Coerce	5
Credit Card / Automatic Teller	1
Impersonation	5
Destruction / Damage / Vandalize	3
Drug / Narcotic Violations	2
Statutory Rape	1
Driving Under The Influence	5
Drunkenness	2
Liquor Law Violations	1
All Other Offenses	12
Traffic, Town By-Law Offenses	18

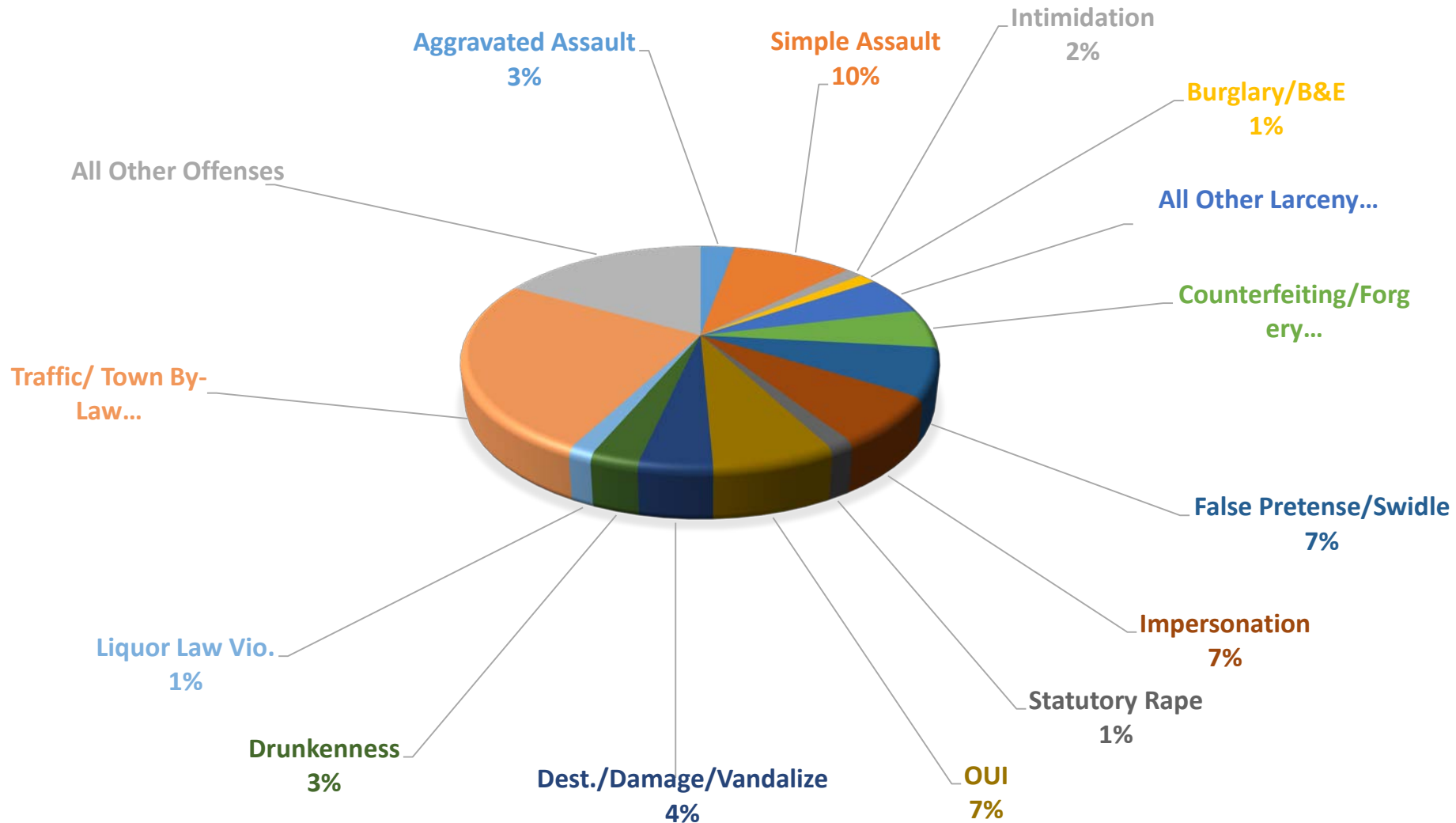
Total Number of Incidents Reported:

74



Incident Based Reporting

IBR FOR AUGUST 2021





Arrest Totals

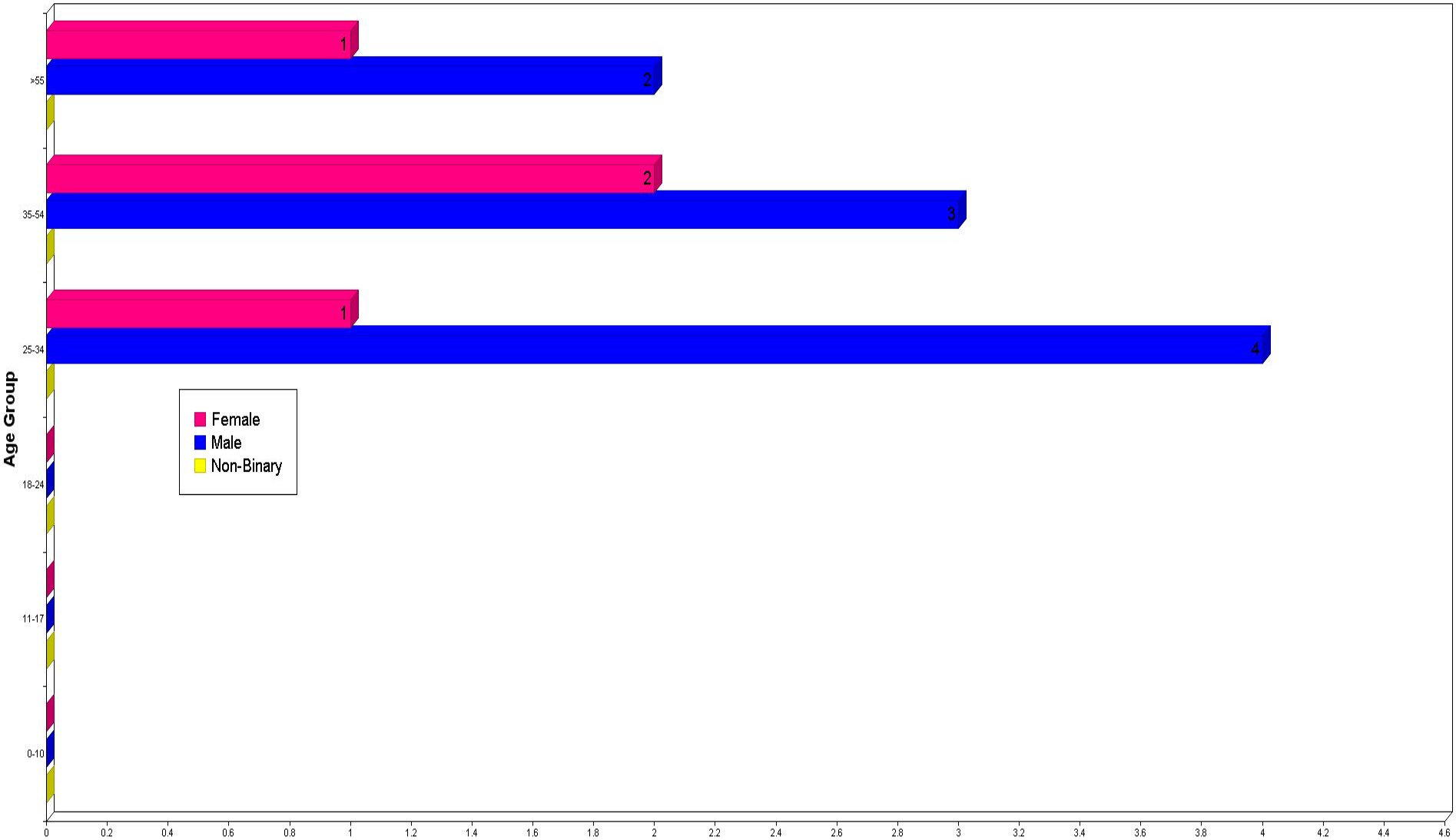


On View Arrests Based on Incident/Warrant by Race, Sex, and Age:

	00-10	11-17	18-24	25-34	35-54	> 55	TOTALS	Hispanic
Asian								
Female	0	0	0	0	0	0	0	0
Male	0	0	0	0	0	0	0	0
Unknown	0	0	0	0	0	0	0	0
Black								
Female	0	0	0	0	0	0	0	0
Male	0	0	0	0	0	0	0	0
Unknown	0	0	0	0	0	0	0	0
American Indian/Alaskan Native								
Female	0	0	0	0	0	0	0	0
Male	0	0	0	0	0	0	0	0
Unknown	0	0	0	0	0	0	0	0
Native Hawaiian Or Other Pacific Islander								
Female	0	0	0	0	0	0	0	0
Male	0	0	0	0	0	0	0	0
Unknown	0	0	0	0	0	0	0	0
Unknown								
Female	0	0	0	0	0	0	0	0
Male	0	0	0	0	0	0	0	0
Unknown	0	0	0	0	0	0	0	0
White								
Female	0	0	0	1	2	1	4	0
Male	0	0	0	4	3	2	9	1
Unknown	0	0	0	0	0	0	0	0
Totals:	0	0	0	5	5	3	13	0



Arrests On View & Based on Incident/Warrants By Age / Sex





Summons to Court Totals




Summons Arrests by Race, Sex, and Age:

	00-10	11-17	18-24	25-34	35-54	> 55	TOTALS	Hispanic
Asian								
Female	0	0	0	0	0	0	0	0
Male	0	0	0	1	1	0	2	0
Unknown	0	0	0	0	0	0	0	0
Black								
Female	0	0	0	0	0	0	0	0
Male	0	0	0	0	1	0	1	0
Unknown	0	0	0	0	0	0	0	0
American Indian/Alaskan Native								
Female	0	0	0	0	0	0	0	0
Male	0	0	0	0	0	0	0	0
Unknown	0	0	0	0	0	0	0	0
Native Hawaiian Or Other Pacific Islander								
Female	0	0	0	0	0	0	0	0
Male	0	0	0	0	0	0	0	0
Unknown	0	0	0	0	0	0	0	0
Unknown								
Female	0	0	0	0	0	0	0	0
Male	0	0	0	0	0	0	0	0
Unknown	0	0	0	0	0	0	0	0
White								
Female	0	0	0	0	0	0	0	0
Male	0	3	0	2	2	0	7	4
Unknown	0	0	0	0	0	0	0	0

<i>Totals:</i>	<i>0</i>	<i>3</i>	<i>0</i>	<i>3</i>	<i>4</i>	<i>0</i>	<i>10</i>	<i>4</i>
-----------------------	-----------------	-----------------	-----------------	-----------------	-----------------	-----------------	------------------	-----------------



Summons Arrests By Age / Sex





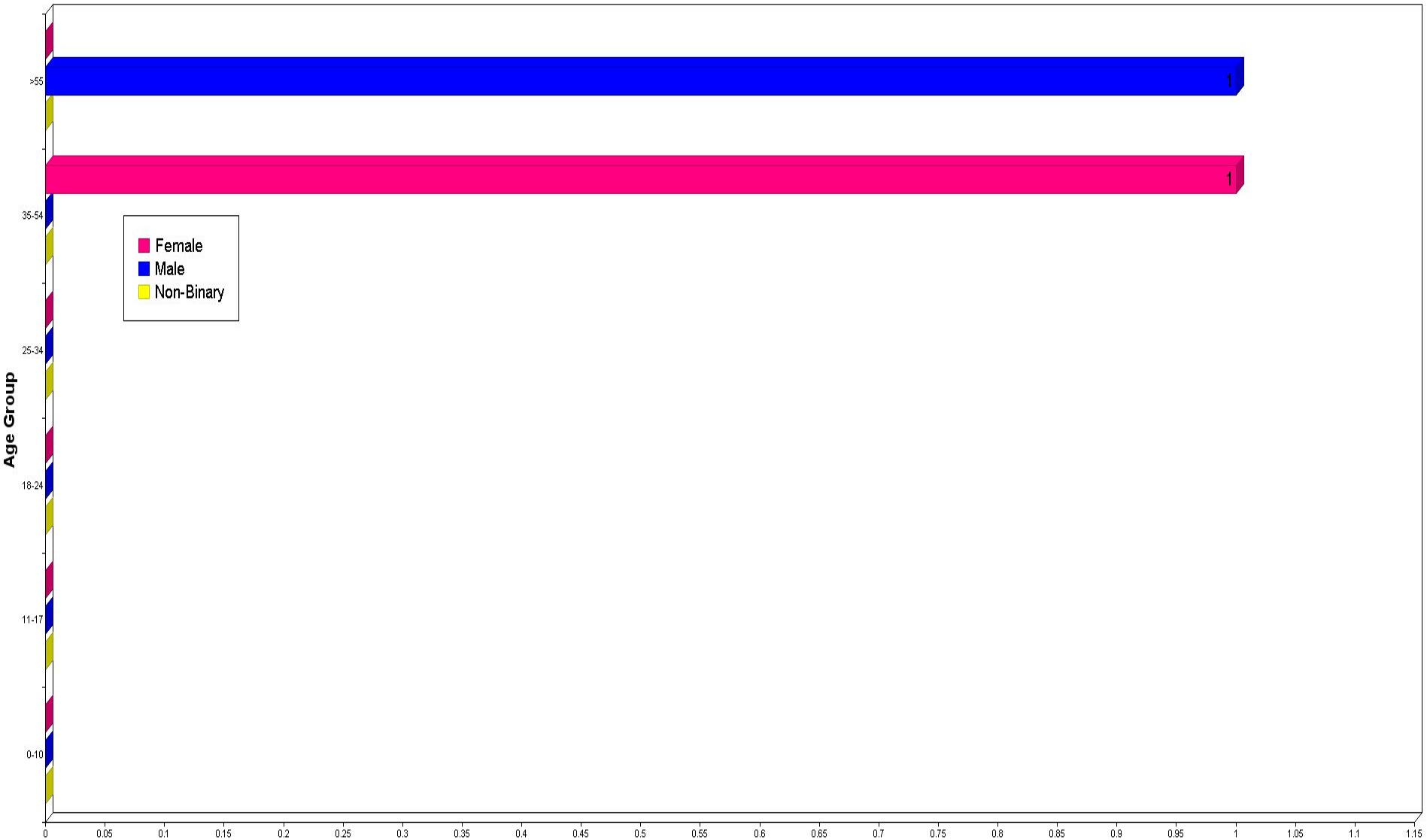
P.C. Arrests By Race, Sex and Age

Protective Custody Arrests by Race, Sex, and Age:

	00-10	11-17	18-24	25-34	35-54	> 55	TOTALS	Hispanic
Asian								
Female	0	0	0	0	0	0	0	0
Male	0	0	0	0	0	0	0	0
Unknown	0	0	0	0	0	0	0	0
Black								
Female	0	0	0	0	0	0	0	0
Male	0	0	0	0	0	0	0	0
Unknown	0	0	0	0	0	0	0	0
American Indian/Alaskan Native								
Female	0	0	0	0	0	0	0	0
Male	0	0	0	0	0	0	0	0
Unknown	0	0	0	0	0	0	0	0
Native Hawaiian Or Other Pacific Islander								
Female	0	0	0	0	0	0	0	0
Male	0	0	0	0	0	0	0	0
Unknown	0	0	0	0	0	0	0	0
Unknown								
Female	0	0	0	0	0	0	0	0
Male	0	0	0	0	0	0	0	0
Unknown	0	0	0	0	0	0	0	0
White								
Female	0	0	0	0	1	0	1	0
Male	0	0	0	0	0	1	1	0
Unknown	0	0	0	0	0	0	0	0
Totals:	0	0	0	0	1	1	2	0



Protective Custody Arrests By Age / Sex





Property Loss Value By Property Type:

Property Loss Value by Property Type:

Alcohol	\$ 55.00
Automobiles	\$ 41,240.00
Credit/Debit Cards	\$ 109.00
Drugs/Narcotics	\$ 415.00
Money	\$ 60,894.00
Structures-Other	\$ 2,000.00
Documents/Personal Or Business	\$ 4.00
Fuel	\$ 30.00
Identity Documents	\$ 10.00
Identity-Intangible	\$ 11.00
Portable Electronic Communications	\$ 1,200.00
Other	\$ 101.00

Total Monetary Loss:

\$ 106,069.00



Weapons (s) Involved in Offense:

Type of Weapon Used:

Occurrence(s):

Percentage:

Personal Weapons (Hands/Feet/Etc)

9

12.20%

None

65

87.80%

Total Occurrences:

74

100.00%



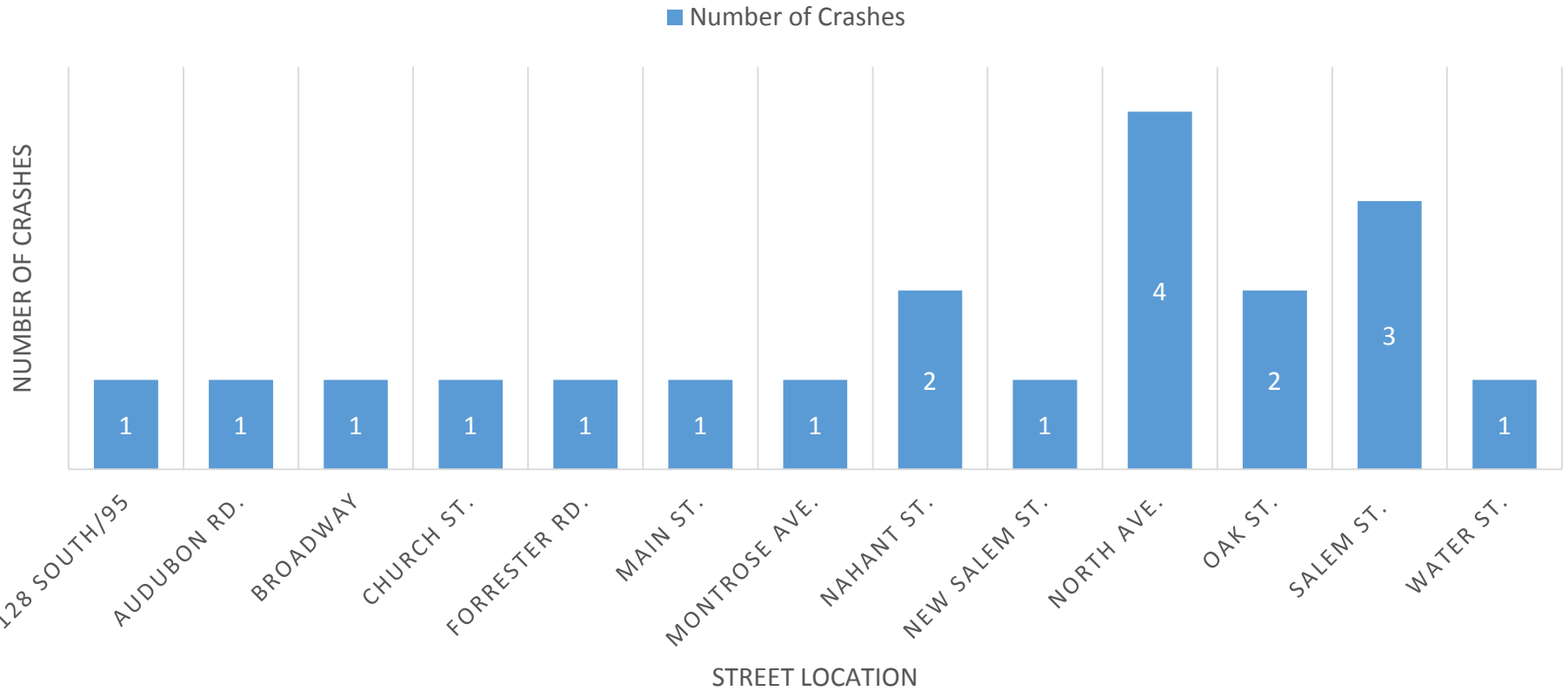
Crash Locations:



<u>Street/Location:</u>	<u>Injuries:</u>	<u>Fatalities:</u>	<u>OUI Invld:</u>	<u>Pedestrian:</u>	<u>Bicyclists:</u>	<u># of Accidents:</u>
128 SOUTH HWY	0	0	0	0	0	1
AUDUBON RD	0	0	0	0	0	1
BROADWAY	0	0	0	0	0	1
CHURCH ST	1	0	0	1	0	1
FORRESTER RD	0	0	0	0	0	1
MAIN ST	0	0	0	0	0	1
MONTROSE AVE	0	0	0	0	0	1
NAHANT ST	0	0	0	0	0	2
NEW SALEM ST	0	0	0	0	0	1
NORTH AVE	1	0	0	0	0	4
OAK ST	1	0	0	1	0	2
SALEM ST	0	0	1	0	0	3
WATER ST	0	0	0	0	0	1
Totals:	3	0	1	2	0	20

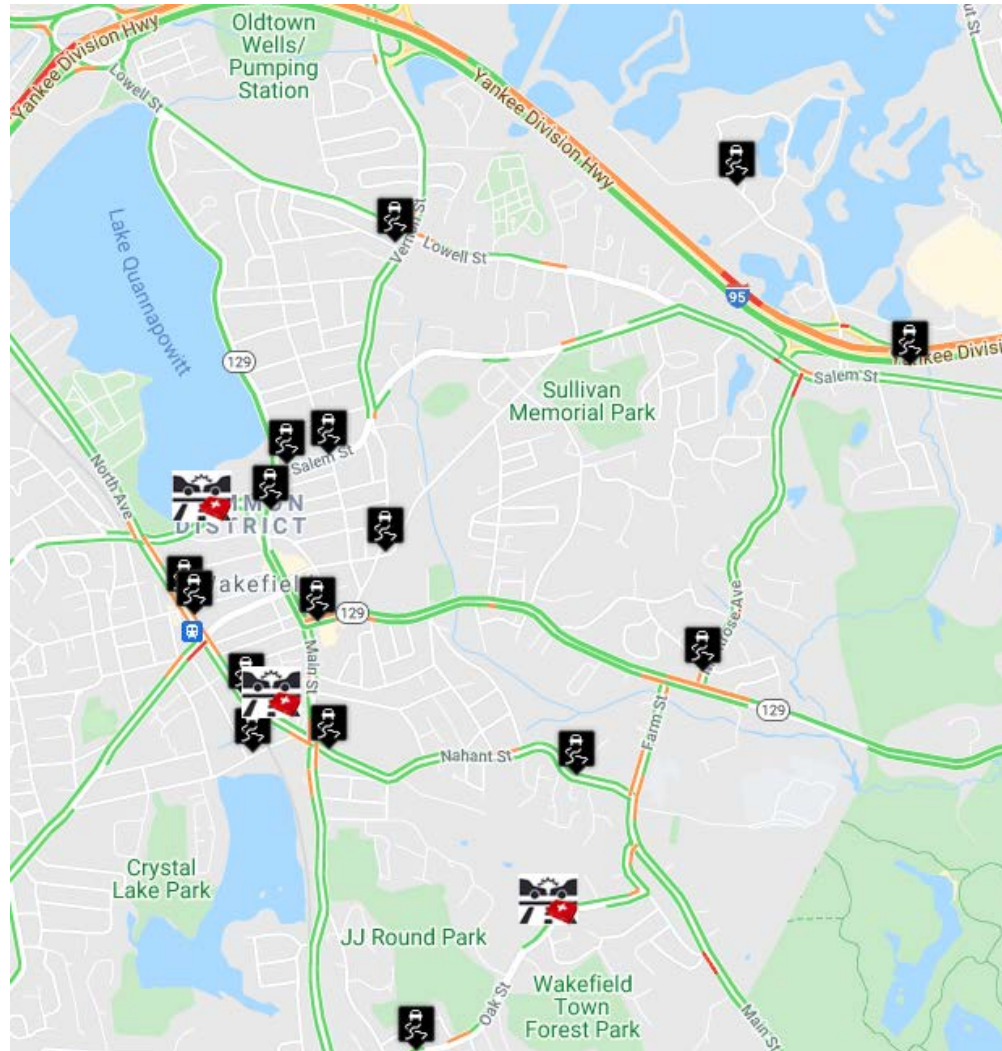


CRASH LOCATION GRAPH:





CRASH LOCATION MAP:





Motor Vehicle Violations:



<u>State Law:</u>	<u>Fine Total:</u>	<u>Civil:</u>	<u>Warnings:</u>	<u>Arrests:</u>	<u>Criminal App.:</u>	<u>Totals:</u>
89 / 11	\$ -	0	1	0	0	1
89 / 4	\$ 105.00	1	0	0	0	1
89 / 4A	\$ 105.00	1	1	0	0	2
89 / 4B	\$ -	0	0	2	0	2
89 / 8	\$ -	1	2	0	0	3
89 / 9	\$ -	0	7	0	0	7
90 / 10	\$ 40.00	1	0	0	2	3
90 / 11	\$ -	0	3	0	1	4
90 / 13B/A	\$ -	0	2	0	0	2
90 / 14	\$ -	0	1	0	0	1
90 / 16	\$ 110.00	2	4	0	1	7
90 / 17	\$ -	0	9	0	0	9
90 / 18	\$ 205.00	2	13	1	0	16
90 / 20	\$ 30.00	1	3	0	1	5
90 / 23	\$ -	0	0	1	2	3
90 / 24	\$ -	0	0	5	0	5
90 / 24I	\$ -	0	0	1	0	1
90 / 34J	\$ -	0	0	0	1	1
90 / 6	\$ -	0	2	0	0	2
90 / 7	\$ -	0	4	0	0	4
90 / 8	\$ -	0	1	0	0	1
Totals:	\$ 595.00	9	53	10	8	80



Citation Statistics:



Citation Statistics August 2021:

Total Citations Issued: 57

Arrest-	5	8.8%
Civil-	6	10.5%
Complaint-	3	5.3%
Warning-	43	75.4%
Void-	0	0.0%
Speed measured by Radar-	23	40.4%

Speed Not Measured-	34	59.6%
Accident Occurred-	1	1.8%
Citation Issued to OWNER-	0	0.00%
Road Divided-	0	0.00%
CDL Licenses-	0	0.00%
Commercial Vehicle-	0	0.00%
Hazardous Materials Involved-	0	0.00%

Average speed (charged)	45MPH
Average speed limit	28MPH
Average MPH over speed limit	17MPH



Citation Map:

